


Immigrant Workers

in the Massachusetts Health Care Industry

Executive Summary



With Support From:

SULLIVAN &
WORCESTER



About The Immigrant Learning Center, Inc. (ILC) And The ILC Public Education Program

The ILC is a not-for-profit adult learning center located in Malden, Massachusetts. Founded in 1992, the mission of The ILC is to provide foreign-born adults with the English proficiency necessary to lead productive lives in the United States. As a way of continuing to help ILC students become successful workers, parents and community members, the school expanded its mission to include promoting immigrants as assets to America. This expanded mission is known as the Public Education Program.

The Public Education Program has four major initiatives to support the goal of promoting immigrants as contributors to America's economic, social and cultural vibrancy.

- Business Sector Studies to examine the impact of immigrants as entrepreneurs, customers and workers.
- Professional Development for K-12 teachers on teaching immigration across the curriculum.
- Briefing books with researched statistics on immigrant issues such as immigrants and taxes, immigrants and jobs and immigrant entrepreneurship.
- The Immigrant Theater Group.

The Public Education Program is under the direction of Marcia Drew Hohn who holds a doctorate in Human and Organizational Systems and has over 20 years of experience in adult learning and systems development. Dr. Hohn has published extensively about organizational systems in adult basic education and developing health literacy among low-literate populations.

The Immigrant Learning Center, Inc.
442 Main Street, Malden, MA 02148-5117
(781) 322-9777
www.ilctr.org

© The Immigrant Learning Center, Inc.

Material may be reproduced in whole or in part if The Immigrant Learning Center, Inc.
and the authors are credited.

The Immigrant Learning Center would like to thank Mystic View Design, Inc. for its generous donation of time, services and creativity in the design of this report.

Immigrant Workers in the Massachusetts Health Care Industry

Prepared for
The Immigrant Learning Center, Inc.

By

Ramon Borges-Mendez, PhD, Department of Public Policy, John W. McCormack Graduate
School of Policy Studies and Mauricio Gaston Institute, University of Massachusetts Boston

James Jennings, PhD, Urban and Environmental Policy and Planning, Tufts University

Donna Haig Friedman, PhD, Center for Social Policy, University of Massachusetts Boston

Malo Hutson, PhD, Department of City and Regional Planning,

University of California at Berkeley

Teresa Eliot Roberts, PhD, RNC, College of Nursing and Health Sciences,

University of Massachusetts Boston

MAY 2008

Acknowledgements

The debts incurred in the preparation of this study are many. Therefore, the members of the research team are pleased to express our gratitude to those who helped make this work possible. We are grateful to The Immigrant Learning Center, Inc. (ILC) and its Co-Founder and Director, Diane Portnoy, for her vision of educating the public about immigrants and raising the resources to do the research. We thank Dr. Marcia Drew Hohn of The ILC for her constant help throughout the project and masterfully performing the duties of both encouraging and prodding us.

We leaned heavily on research assistants who included:

Janet Curtis, Briane C. Knight, Amy Kuykendall and Jennifer Lawrence of Tufts University;

Berna Kahraman, Rebecca Moryl and Jennifer Shea of the University of Massachusetts Boston.

The research team would also like to thank Melissa Colon, Associate Director of the Gaston Institute; Kathleen Powers, formerly at the University of Massachusetts Boston and Professor Carol Upshur at the University of Massachusetts Worcester for their support and technical assistance. Many thanks also go to Roy Williams, Donahue Institute affiliate, and Professor Alan Clayton-Matthews at the University of Massachusetts Boston for their assistance with 2000 Census data.

Preface

In 2003, The Immigrant Learning Center, Inc. (ILC) launched a public education initiative to raise the visibility of immigrants as assets to America. Spurred by certain anti-immigrant sentiments that were increasingly voiced since September 11, The ILC set forth to credibly document current economic and social contributions.

Central to this effort are ILC sponsored research studies about immigrants as entrepreneurs, workers and consumers. To provide thoughtful and substantive evidence that immigrants are vital contributors to our nation, The ILC commissioned teams of university researchers to examine immigrants' contributions in their various roles and present those contributions within larger economic and social frameworks. Three studies about immigrant entrepreneurs and one study on immigrant homebuyers have been published to date.

“Immigrant Workers in the Massachusetts Health Care Industry” is the first ILC commissioned study about immigrants as workers. It is a groundbreaking study that provides basic and new data about immigrants' presence across the spectrum of health care providers and the vital role immigrants play in this essential industry to Massachusetts. The study also examines the breadth and scope of the health care industry across the state, its current and future workforce needs and promising models for developing the future workforce. The importance of immigrants as a pipeline for this future workforce is examined in depth.

The ILC hopes this study will reinforce our continuing mission to raise the visibility of immigrants as critical contributors to our nation and to our Commonwealth. It also provides data and insight to inform policy and promote thoughtful dialogue about key roles played by immigrants.

Diane Portnoy, Co-Founder and Director
The Immigrant Learning Center, Inc.

Marcia Drew Hohn, Director of Public Education
The Immigrant Learning Center, Inc.

May 2008

Immigrant Workers in the Massachusetts Health Care Industry

Executive Summary

For the purposes of this report, the terms foreign-born and immigrant are used interchangeably. Foreign-born is the term used by official data sources.

Executive Summary

This Executive Summary focuses on three key and related questions that will help the public better understand the challenges and opportunities presented by a growing immigrant population and its role and impact on the Massachusetts health care workforce. These questions include:

- In which health care occupations are foreign-born workers concentrated, and in which type of establishments (hospitals, community health centers, long-term care facilities, etc.) do they work?
- How is the health care sector impacted by immigrants?
- What are promising models and institutional practices that support opportunities for foreign-born workers to improve their working conditions and realize occupational mobility within the health care sector?

The summary is part of a larger report to be completed by a team of researchers from the University of Massachusetts Boston, Tufts University and the University of California at Berkeley. The Executive Summary is organized into six sections:

- Overview of the U.S. health care industry and presence of foreign-born workers;
- Select overview of the Massachusetts health care economy;
- Presence of foreign-born workers in the Massachusetts health care industry from 2000 to 2005;
- Current and future demands for new health care workers;
- Immigrants and the Massachusetts health care sector: challenges and opportunities;
- Conclusions: Linking the Massachusetts health care economy with immigrants.

Overview of the United States Health Care Industry and the Presence of Foreign-Born (Immigrant) Workers

In 2000, 1.7 million foreign-born workers (immigrants) accounted for 11.7 percent of all health care workers in the United States. This included non-medical personnel and maintenance workers that do not necessarily deliver health services but whose work highly influences the quality of care. The share of foreign-born workers in direct health care service provision was higher at 13 percent and slightly higher than the 12.4 percent of foreign-born workers in the total U.S. labor force. According to the U.S. Bureau of Labor, both high and low-skilled employment within health occupations is projected to grow from 11.5 million in 2002 to over 15 million in 2012. The rate of growth of new jobs in health care occupations is projected to be 30.1 percent as compared to the rate of growth projected for non-health occupations at 13.5 percent.¹

The health care industry accounted for a significant percentage of the gross domestic product (GDP), and it is projected that the health care sector will continue to grow rapidly. In 2007, it accounted for more than \$2 trillion or 16 percent of GDP². The U.S. Bureau of Labor Statistics predicts that between 2002 and 2012 the health care industry will add nearly 3.5 million new jobs, an increase of 30 percent. Nationally, the health occupations that are expected to grow by the largest number of jobs between 2002 and 2012 are the following:

- Registered Nurses (623,000);
- Nursing Aides, Orderlies and Attendants (343,000);
- Home Health Aides (279,000);
- Medical Assistants (215,000); and
- Licensed Vocational and Practical Nurses (142,000).

Immigrant populations are now integral to the nation's health economy workforce as captured by Table 1 below. In 2000, a number of key health care occupations showed a large presence of foreign-born workers with Physicians and Surgeons leading at 24.8 percent. Health Aides, Pharmacists and Clinical Technologists also showed a significant presence.

Table 1 Occupation and Industry of Health Care Workers in the U.S., 2000			
Major Health Care Occupation and History	Foreign-Born	Native-Born	Percentage of Foreign-Born by Occupation
Health Care Occupation			
Dentist	21,966	131,274	14.4
Pharmacist	33,724	180,931	15.7
Registered Nurse	249,986	2,024,991	11.0
Health Diagnosing and Treating, All Other	65,165	665,145	8.9
Clinical Technologist and Technician	48,896	253,681	16.2
Licensed Practical and Vocational Nurse	52,696	537,174	8.9
Health Technologist and Technician, All Other	82,499	999,305	7.5
Nursing, Psychiatric and Home			
Health Aide	305,266	1,495,054	17.0
Medical Assistant and Other Support	60,086	536,510	10.1
Health Care Support, All Other	39,113	318,992	10.9
Column Total	1,135,873	7,678,790	12.9
Health Care Industry			Percentage of Foreign-Born by Location
Hospital	677,592	4,675,997	12.7
Nursing Care Facility	187,553	1,420,637	11.7
Office of Practitioners	292,502	2,511,079	10.4
Other Health and Social Services	213,750	1,609,598	11.7
Column Total	1,371,297	10,217,311	13.4

Source: Ruggles et al. (2004) census microdata. Adapted from Lowell and Gerova, 2004.

Select Overview of the Massachusetts Health Care Economy

The enormous importance of the Massachusetts health care sectors has been widely acknowledged. The Massachusetts Division of Employment and Training estimates that between 2002 and the end of 2008, jobs in the health services industry are expected to expand by 20 percent. This is twice as fast as the average for all industries and will generate 66,000 new jobs, with the lion's share being created in the City of Boston.³ In Boston alone, Home Health Aides are expected to grow by 51 percent, followed by Medical Assistants (50%), Physician Assistants (43%), Medical Records/Health Information Technicians (39%), Respiratory Therapists (36%), Surgical Technologists (35%), Dental Hygienists (34%) and Biological Scientists (31%).⁴ This projection assumes that the supply of skilled health professionals will be available. These figures are only for the health services industry and do not include the expected growth for non-health care related employment (i.e. food services, security and safety personnel and environmental service jobs).

The health professions represent a critical component of the Massachusetts economy. There have been various estimates provided in terms of the total number of health care establishments depending on the particular categories utilized. According to information provided by Applied Geographic Solutions based in Newbury, California (AGS 2002: Consumer Spending), between \$8 and \$9 billion were spent on health care for Massachusetts in 2002. This included \$4.2 billion in health insurance; \$2.6 billion in health care services and \$1.6 billion in health supplies and equipment. This same source indicates that the health care business sector in Massachusetts is enormous in terms of the total establishments, employees and sales generated in Massachusetts. In 2005, there were 19,158 total establishments associated with health services according to data from the North American Industry Classification System (NAICS).

The following table shows that these establishments retained 415,037 employees and expended over \$29 billion in sales in 2005.

Table 2 Health Care Business Summary				
Business Facts: Health Care Business Summary	Total Establishments	Total Employees	Sales \$ (Millions)	Establishments 20+ Employees
All Health Services	19,158	415,037	29,296	2,133
Offices of Doctors of Medicine	18,874	94,197	11,356	616
Offices of Dentists	4,063	20,469	1,432	63
Offices of Osteopathic Physicians	61	270	18	2
Offices of Other Health Practitioners	2,468	12,006	754	28
Chiropractors' Offices and Clinics	1,121	3,921	259	3
Optometrists' Offices and Clinics	793	4,225	238	23
Podiatrists' Offices and Clinics	362	3,823	255	1
Other Health Practitioners	192	37	2	1
Nursing and Personal Care Facilities	832	79,279	3,020	636
Hospitals (incl. psychiatric and specialty hospitals)	604	167,017	8,798	400
Medical and Dental Laboratories	523	7,340	538	47
Home Health Care Services	372	18,034	1,694	241
Specialty Outpatient Facilities	218	4,753	505	47

Source: This data is provided by Claritas, Inc., "Claritas 2005 Data for PCensus: Business Facts Health Care Business Summary" based on InfoUSA; the information is available at the county and census tract levels.

The Massachusetts Division of Career Centers and Division of Unemployment Assistance utilized Employment and Wages Reports (ES-202) to determine the size of the health industry under "Health Care and Social Assistance." Information derived from ES-202 forms show that there were 16,353 establishments under the category "Health Care and Social Assistance" (SIC/NAICS Category 62) as reported in Table 3. These establishments paid out approximately \$18.8 billion in wages in 2004. The total number of establishments reported here is different from the number of establishments reported in the prior table because in the prior table some businesses reported activity in more than one service area.

Table 3
Health Care and Social Assistance Establishments and Number of Employees for Massachusetts, 2004

Health Care and Social Assistance Industry (SIC=62)	
Number of Establishments	16,353
Total Wages	\$18,797,835,692
Average Monthly Employment	451,464
Average Weekly Wages	\$801

Source: Based on tables prepared by the Massachusetts Division of Career Centers and Division of Unemployment Assistance based on Employment and Wages Report (ES-202) data, http://lmi2.detma.org/lmi/lmi_es_a.asp

Clearly, whether one looks at the health care business establishments, the growth of jobs in health care or the wages generated, the economy of some metropolitan areas in Massachusetts depends heavily on the health care sector. Beyond the overall importance of the health care sector as a source of employment, it is also a key source of infrastructure development that strongly impacts the physical contours and economy of entire neighborhoods. It is timely, therefore, to investigate the connections between the sector and the growing immigrant community as an increasingly important source of workers for health industries.

The Presence of Foreign-Born Workers in the Massachusetts Health Care Industry in 2000 and 2005

One way of emphasizing the presence of the foreign-born population in the health care sectors is to note its proportion in the state's 16 Service Delivery Areas (SDAs). SDAs, renamed Workforce Investment Areas (WIAs) and also referred to as Workforce Areas (WAs), are geographical divisions created by the state for administering and delivering workforce development, employment and training-related services. For example, in the year 2000, as shown in Table 4, the projected number of employed persons in health services was the largest

category of workers in 10 out of the 16 SDAs. In the remaining service delivery areas, projected employment in health services was the second largest employer in 2000.

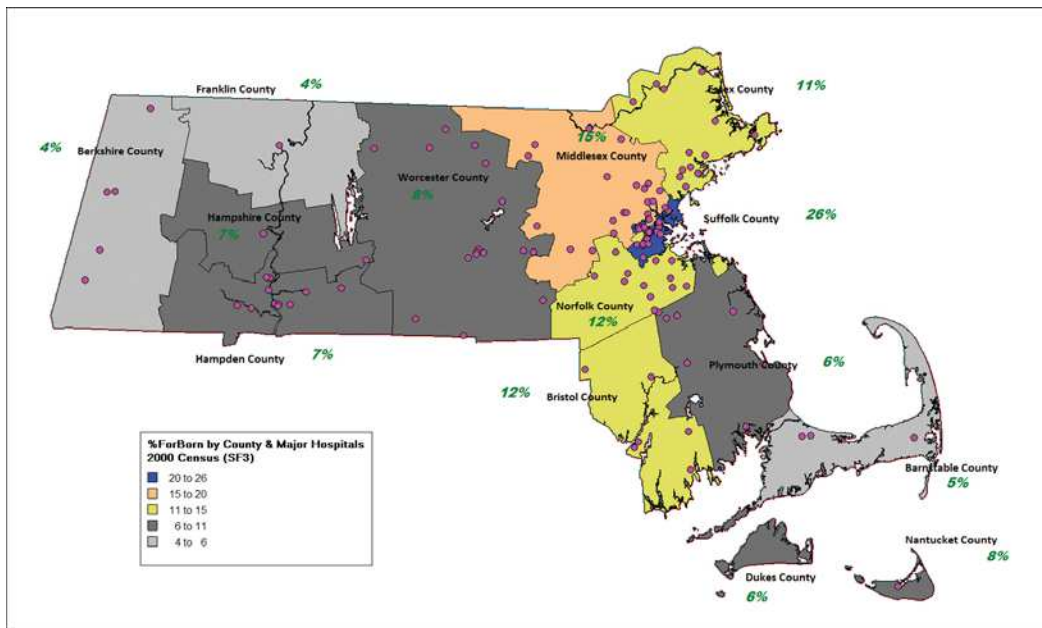
Table 4
Number of Health Services Employees by Service Delivery Area

Top 10 Service Delivery Areas in Terms of Health Services Employees	
Boston	80,928
Southern Worcester	30,398
Hampden	26,040
South Coastal	22,346
Southern Essex	19,303
Bristol	15,451
Lower Merrimack	13,688
Brockton	11,283
New Bedford	9,229
Berkshire	7,213

Source: Assessing the SDA Economies, 1990-2000 Employment Growth in Massachusetts' 16 SDAs, Massachusetts Division of Employment and Training; http://lmi2.detma.org/Lmi/pdf/2059B_0203.pdf

The concentration of the health care industry, which includes hospitals, long-term care facilities and community health centers, are found in areas that have experienced significant growth in the foreign-born population between 1990 and 2000. The following map shows the distribution of public hospitals in Massachusetts by counties and the proportion of the foreign-born population in them.

Map 1: Public Hospitals in Massachusetts by Counties and % Foreign-Born Population, 2000

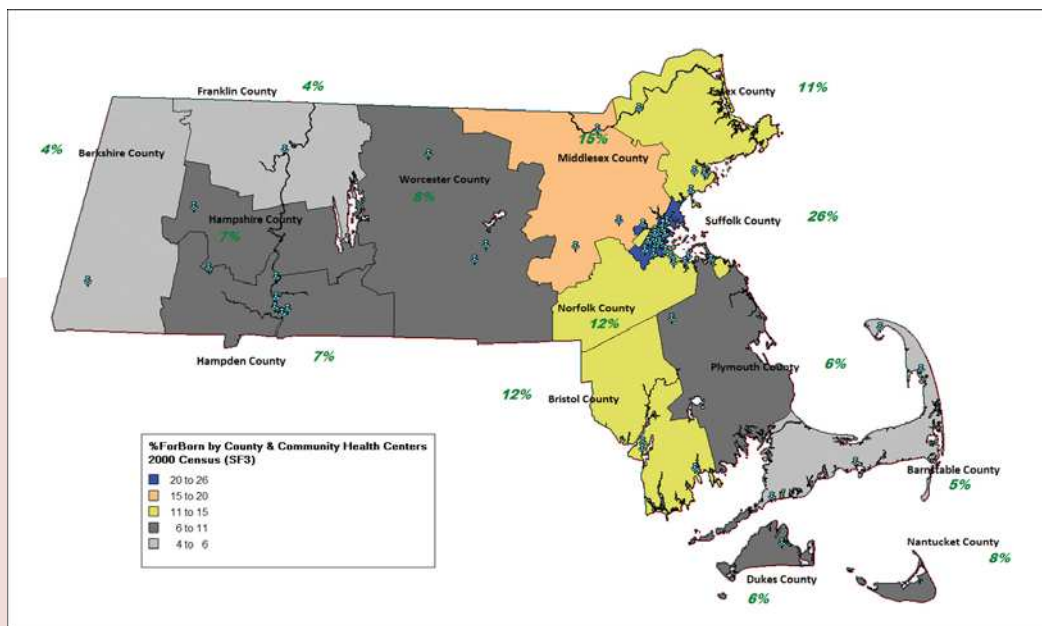


Source: Based on U.S. Census SF3 (2000) and <http://www.masshome.com/med.html>; <http://www.theagapecenter.com/Hospitals/Massachusetts.htm>; <http://www.mhalink.org/public/mahospitals>

Note: These presentations show the growth rate of immigrants at the county level. The growth rates can be higher or lower in cities or towns within these counties.

The next map shows the location of community health centers in Massachusetts by counties and proportion of the foreign-born population.

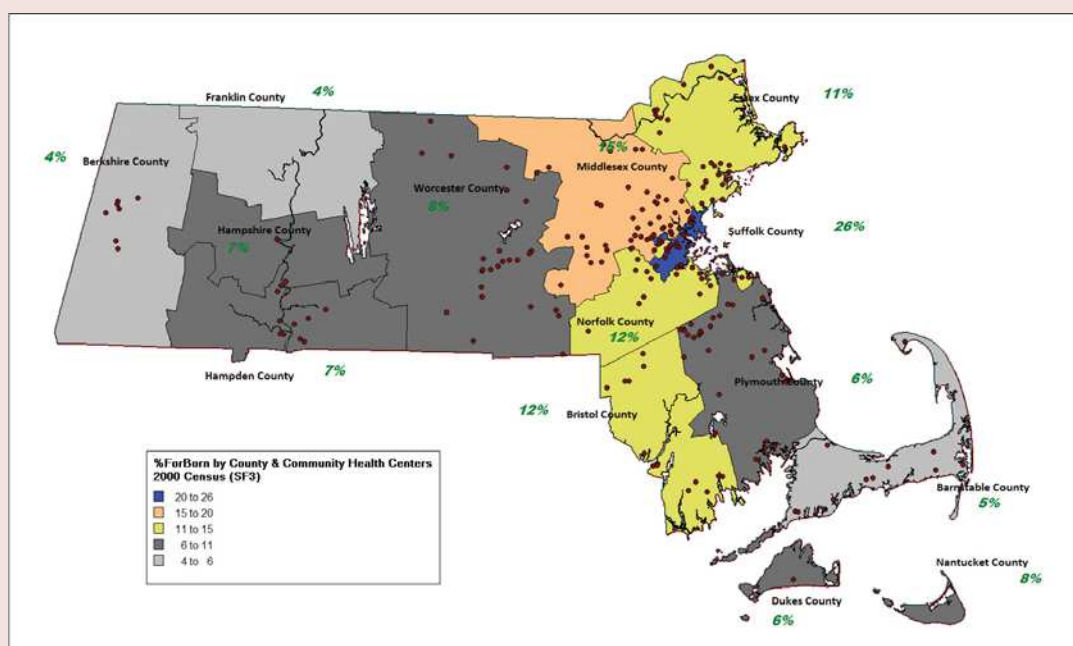
Map 2: Community Health Centers in Massachusetts by Counties and % Foreign-Born Population, 2000



Source: U.S. Census SF3 (2000) and <http://www.massleague.org/HealthCenters> Note: These include only federally-designated (Section 330) community health centers.

The next map shows the location of long-term care health facilities by counties and growth in the foreign-born population.

Map 3: Long-Term Care Facilities in Massachusetts by Counties and % Foreign-Born Population, 2000



Source: U.S. Census SF3 (2000) and <http://www.vnacarenetwork.org>

This series of maps illustrate that the concentration of numerous kinds of health organizations are located in places experiencing significant presence and growth in the immigrant population. This population is both a current and potential workforce source as well as current and potential consumers of health care.

When examining the actual presence of foreign-born workers across the spectrum of health care occupations, Massachusetts presents a dramatic picture of overall presence as well as dramatic growth rates in some occupations between 2000 and 2005. Not all workers are employed in the health care sector directly since some are classified in the retail sector such as Pharmacists. However, these figures serve as a good approximation of the presence of foreign-born workers in health-related economic activity. As Table 5 shows, foreign-born Medical Scientists lead the way as more than half of all workers in this occupational category. The percentage of foreign-born Pharmacists doubled from 21 percent in 2000 to 40 percent in 2005. Physician Assistants also showed a spectacular increase, leaping from 11 percent to 28 percent. Foreign-born Physicians and Surgeons occupy a substantial percentage, close to one-third of workers in this category. With all of these high-skilled occupations, it is important to note that Massachusetts is reaping the benefits of education and training in other countries. While some of these foreign-born workers were educated and trained in the United States, many received preparation for and training in the medical professions in their native countries.

Less-skilled health care occupations that showed considerable presence and growth include Miscellaneous Health Technologists. This category groups Technologists and Technicians who are difficult to classify but include workers who assist patients with disabling conditions of limbs and spine or prepare braces and prostheses. Strong and growing categories also include Nursing Psychiatric and Home Health Aides, Dental Assistants and Dieticians and Nutritionists.

Table 5 Health Care Occupations with a Presence of 25 Percent or More of Foreign-Born Workers by 2005		
	2000	2005
Medical Scientists	50%	51%
Pharmacists	21%	40%
Physicians & Surgeons	29%	28%
Physician Assistants	11%	28%
Mics. Health Technologists	29%	36%
Aides-Nursing, Psych, Home	30%	33%
Dental Assistants	18%	26%
Dieticians & Nutritionists	15%	25%

Source: U.S. Bureau of the Census: Public Use Microdata Sample (PUMS), 2000 & American Community Survey 2005.

Table 6 shows categories where foreign-born workers range from 15 to 24 percent of all workers. Some declines are evident among Dentists as well as Clinical Laboratory Technologists. The latter are workers who perform complex microscopic and bacteriological tests. However, there were also big increases in foreign-born Licensed Practical Nurses, Licensed Vocational Nurses, Opticians and Recreational Therapists.

Table 6 Health Care Occupations with a Presence of 15 to 24 Percent of Foreign-Born Workers by 2005		
	2000	2005
Dentists	23%	17%
Clinical Laboratory Technologists	22%	21%
Licensed Pract. & Voc. Nurses	10%	21%
Opticians	13%	22%
Recreational Therapists	6%	15%

Source: U.S. Bureau of the Census: Public Use Microdata Sample (PUMS), 2000 & American Community Survey 2005.

Occupations showing smaller but still significant percentages of foreign-born workers include Chiropractors, Emergency Medical Technicians and Paramedics and Physical Therapists in the 14 percent category. It is notable that Registered Nurses, who are in high and increasing demand, remained steady at 10 percent between 2000 and 2005. Some occupations such as Occupational and Respiratory Therapists and Medical Record Technicians experienced declines in the percentage of foreign-born workers in the five-year period.

Table 7 Occupations with a Presence of Foreign-Born Workers of 14 Percent or Less by 2005		
	2000	2005
Emergency Medical Technicians & Paramedics	4%	14%
Physical Therapists	11%	14%
Chiropractors	3%	14%
Registered Nurses	10%	10%
Dental Hygienists	8%	8%
Occupational Therapists	6%	2%
Respiratory Therapists	10%	5%
Medical Records/Infor. Techs	11%	8%
Speech-Language Pathologists	6%	2%

Source: U.S. Bureau of the Census: Public Use Microdata Sample (PUMS) 2000 & American Community Survey 2005.

Appendix B provides a detailed description of analysis of the 2000 PUMS and 2005 American Community Survey data used to generate Tables 5-7.

All of these tables paint a compelling presence of foreign-born workers across the spectrum of health care. These figures are made all the more significant by the fact that the overall foreign-born population in Massachusetts is 14.4 percent, yet these immigrants command substantial percentages of workers in many categories. Adding to the prominent presence of foreign-born workers in health industries is the fact that this group composes a substantial part of the 'gray market' in this area. This is described by the Health Resources and Services Administration (a division of the U.S. Department of Health and Human Services) in the following way, "...a substantial 'gray market' of individuals hired directly by individuals and families, who do not show up as employed in either BLS [Bureau of Labor Statistics] or other government data systems." Another national study found that 29 percent of workers providing assistance to the Medicare population in the home were self-employed. In some parts of Massachusetts, it may be immigrants who are most available for the provision of these kinds of services.

Foreign-born workers within the health care industry, both nationally and in Massachusetts, are not evenly dispersed as shown in the previous tables. The majority of foreign-born workers is concentrated in either lower-skilled health care occupations such as Home Health Aides or in higher-skilled occupations such as Physicians and Pharmacists. Nationally, when compared to natives, foreign-born workers are 2.2 times more likely to be Physicians but are 16 percent less likely to be Registered Nurses. Moreover, foreign-born workers are 1.3 times as likely to be Clinical Technicians and 1.4 times as likely to be Nursing Aides compared to natives (Lowell and Gerova, 2004). Foreign-born workers are 1.5 times as likely to be employed as Home Health Aides compared to natives, but 16 percent less likely to be employed in offices of Physicians (Lowell and Gerova, 2004). A greater proportion of foreign-born

workers is concentrated in lower-paying occupations with little room for upward job mobility. This national scenario is generally repeated in Massachusetts.

Current and Future Demands for New Health Care Workers

The demand for health care workers in the United States is projected to increase dramatically in the near future. It is estimated that five out of the 30 fastest growing occupations between 2000 and 2010 are expected to be in the field of health services (Wilson, 2006). The demand for direct-care workers will be among the fastest growing in the health care field (Prince, 2006).

Employment projections for 2000 to 2010 show that many advanced and entry-level jobs will be available in a range of health care occupations. The Massachusetts Division of Unemployment Assistance projects 72,480 job openings for 'health care practitioners and technical occupations' between 2000 and 2010. This information suggests that the foreign-born population, as well as the low-skilled native population, and perhaps older and retired workers, may have opportunities to fill job niches that do not require extensive training.

Shown in Table 8, Health Diagnosing and Treating Practitioners, which includes a range of occupations from Physicians, Pharmacists, Dentists and a variety of Therapists, is projected to grow to 49,000 jobs including 23,480 new jobs for the ten-year period in Massachusetts. Approximately 14,060 new jobs are projected for Registered Nurses in addition to 14,940 replacement openings. Under Nursing, Psychiatric and Home Health Aides, there will be a need to fill 13,670 new jobs in addition to 8,270 replacement openings.

Table 8
Massachusetts Health Care Employment in 2000 and Projected in 2010

Occupational Title*	Employment**		Percent Distribution		New Jobs		Replacement Openings***	Total Job Openings****
	2000	2010	2000	2010	Number	Growth Rate		
Health Diagnosing and Treating Practitioners	122,620	146,100	3.50%	3.80%	23,480	19%	25,510	49,000
Registered Nurses	73,990	88,050	2.10%	2.30%	14,060	19%	14,940	29,000
Nursing, Psychiatric and Home Health Aides	64,770	78,440	1.80%	2.00%	13,670	21%	8,270	21,940
Occupational and Physical Therapist Assistants and Aides	3,470	4,710	0.10%	0.10%	1,240	36%	1,020	2,260

Source: Table created using tables from Commonwealth of Massachusetts Employment Projections 2000-2010, Data on Current and Projected Employment and Education and Training Requirements, Massachusetts Division of Unemployment Assistance; http://lmi2.detma.org/Lmi/pdf/1030_0204.pdf Note: * Listed for only those occupations providing 100 or more jobs; ** Includes self-employed; *** Replacements represent the number of job openings expected to arise from the need to replace workers who retire or move up the career ladder; **** Total job openings represent the sum of new jobs and replacements.

At the forefront of this expansion and among the nation's leaders is the Boston metropolitan region. In just the Longwood Medical and Academic Area of Boston alone, there are over 21 health care and academic-related institutions, which combined have over 30,000 employees and exceed \$2.5 billion in annual revenues. In order to continue growing and performing at a high level, these institutions have focused on increasing their level of recruitment and retention of skilled health care professionals and ancillary employees in order to meet employment demands.

Based on the report published by the Massachusetts Department of Workforce Development, Critical Vacancies sorted by Standard Occupational Code (January 31, 2006), the greatest number of vacancies was in nursing. For one quarter in 2004 alone, there were 3,400 vacant positions for Registered Nurses. Nursing is a profession that requires a minimum of an Associate Degree and passing a rigorous licensure exam. According to this report, there were also 1,220 vacant positions for Practical Nurses that require postsecondary vocational training of approximately 18 months.

The job vacancies in occupations described as Health Care Support that include Nursing, Psychiatric and Home Health Aides also have projections of substantial job openings by 2010. All of these positions require only "short-term or on-the-job training." It is critical to recognize that the foreign-born population represents a potential source of workers for all health-related occupations experiencing critical job shortages, but Health Care Support occupations provide an easier entry route and more immediate job fulfillment.

There are a number of factors that are contributing to gaps between a growing health care economy and the availability of workers. According to the American Hospital Association (AHA) Commission on Workforce for Hospitals and Health Systems, one of the biggest factors contributing to the labor shortage of health care professionals, especially among higher-skilled nurses, is the fact that the U.S. labor force has been aging.

The median age of the U.S. labor force was 34.8 years in 1978 and had increased to 38.7 years by 1998. By 2008, it is estimated that the median age of the U.S. labor force will be 40.7 years.⁵ This trend is especially prominent in the nursing profession. The median age of a registered nurse in the U.S. in 2000 was 47 years⁶ compared to 1980 when roughly 53 percent of registered nurses were under the age of 40.⁷ As nurses age and eventually retire, many of their positions go unfilled or take a significant amount of time to replace, ultimately costing hospitals and medical clinics hundreds of thousands of dollars in recruitment fees and administrative costs.

Another factor contributing to the difficulty in filling vacant jobs within the health services sector is due to the overall U.S. labor force growing much more slowly than in past decades precisely at a time when the number of jobs in health care are increasing. The U.S. labor force is expected to grow by only one percent between 2000 and 2015, which is significantly less than the 2.6 percent growth between 1970 and 1980.

A third factor contributing to the shortage is the difficulty in retaining health service employees as certain health careers are perceived as less attractive than others. A survey administered by the Health Resources and Services Administration (HRSA) found that only 69.5 percent of Registered Nurses reported being satisfied in their current position. This number is significantly lower than in other professions. By comparison, data from the General Social Survey of the National Opinion Research Center indicate that from 1986 through 1996, 85 percent of workers in general and 90 percent of professional workers expressed satisfaction with their job.⁸

A fourth factor limiting the growth of new hospital workers is professional burnout. Too many workers become stressed by the current working conditions that exist in many health facilities, including hospitals and nursing homes, making it difficult to recruit new employees to the industry and to reduce soaring turnover rates. As the American Hospital Association

Commission states, “Today, many in direct patient care feel tired and burned out from a stressful, often understaffed environment, with little or no time to experience the one-on-one caring that should be the heart of hospital employment.” Moreover, health care professionals face severe risks to their own health on the job. Health care workers involved in direct patient care must take precautions to guard against back strain from lifting patients and equipment as well as exposure to radiation, caustic chemicals and infectious diseases such as AIDS, tuberculosis and hepatitis.⁹

A final factor that is limiting the supply of the nation's health care supply is the shortage of qualified health care faculty and clinical instructors. This is especially challenging for the nursing profession. According to the American Association of Colleges of Nursing's (AACN) report on 2005-2006 Enrollment and Graduations in Baccalaureate and Graduate Programs in Nursing, U.S. nursing schools turned away 41,683 qualified applicants from baccalaureate and graduate nursing programs in 2005 due to an insufficient number of faculty, clinical sites, classroom space and clinical preceptors. Budget constraints also caused qualified applicants not to be accepted. Nearly 74 percent of the nursing schools responding to the 2005 survey mentioned faculty shortages as a major reason for not accepting more qualified applicants into entry-level nursing programs (AACN Nursing Shortage Fact Sheet, 2005).

Immigrants and the Massachusetts Health Care Sector: Challenges and Opportunities

Based on the information and data in this report, the research team identified three key challenges linking Massachusetts health care industries and its workforce with immigration growth patterns in the state.

First, demographic projections indicate an increasing need for an expanded workforce in the health care industry and related occupations. In addition to the graying of baby boomers, longer life expectancy and

technological advances in medicine will contribute to greater demand for health care. This is expected to increase the demand for health care services.

A second challenge emerges from the good news that Massachusetts employment growth within the health services sector ranked among the highest in the nation. Massachusetts is second highest of all states in health services employment per 100,000 people. Massachusetts had a higher percentage of total employment in health services than that of the entire United States. However, this generates tremendous pressure for finding new and replacement workers in health care.

Table 9
Health Services Employment for U.S. and
Massachusetts, 2000

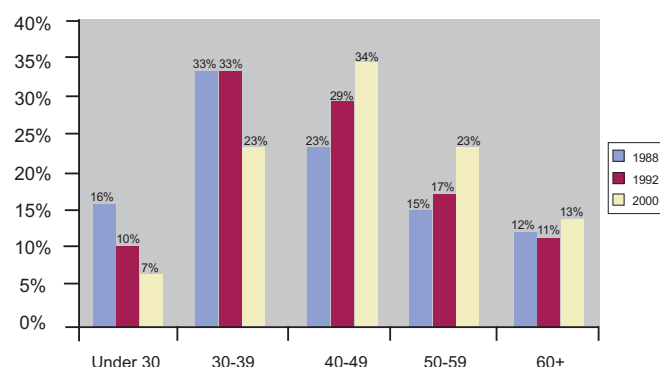
	Massachusetts	U.S.	MA State Rank
Health Services Employment	344,200	11,372,987	10
Health Services Employment per 100,000 Population	5,410	4,030	2
Percent of Total Employment in Health Services	10.5%	10.1%	7

Source: Table created using information from State Health Workforce Profiles for Massachusetts (HRSA, 2004).

This same HRSA report notes that the number of Registered Nursing positions is expected to grow in Massachusetts by 10 percent between 1998 and the end of 2008; Nursing Aides including Orderlies and Attendants by 11 percent; Physicians by 23 percent and Home Health Aides by 34 percent. If this growth is not addressed in terms of implications for training and retaining a future workforce, it will become a major problem. As noted earlier, the changing age structure associated with some medical professions suggests the need for training a new workforce in the next several years. In the year 2000, 23 percent of all

Registered Nurses in Massachusetts were between the ages of 50 and 59, and 13 percent were 60 years of age or older. This points to an impending and major turnover in RN personnel due to retirements.

Chart 1: Age Distribution of RNs Employed in Nursing (1998-2000)



Source: Chart created using information from State Health Workforce Profiles for Massachusetts (HRSA, 2004).

The increasing need for culturally competent care is a third challenge that emerges, in part, due to the state's immigration patterns in recent years and as projected into the future. Almost all public health officials have called on the health care industry to enhance the attention to cultural competency as critical in the provision of quality health services to new groups of racial and ethnic minorities.

The more diverse health care staffs are, the stronger the capacity to meet the diverse needs of Massachusetts communities. As noted by the Institute of Medicine (2004), "Greater diversity among health professionals is associated with improved access to care for racial and ethnic minority patients, greater patient choice and satisfaction, better patient-provider communication and better educational experiences for all [health professions] students." Immigrant workers help to expand the racial, ethnic and linguistic diversity of the health care workforce. Diversity of health care providers has to be approached as a necessary resource for Massachusetts and its residents.

Preparing a New Workforce: Promising Models

The leadership of health care sectors must consider strategies for maintaining a robust workforce. Although some responses are based on importing nurses and other health workers from abroad, a more targeted strategy focuses on nurturing and strengthening educational and professional opportunities for immigrant and minority health care workers who are already residents in the United States (Lowell & Gerova, 2004). Supporting immigrant nurses and other health care workers as well as helping them realize career mobility are both efficient and effective in strengthening the state's workforce.

Based on interviews with key informants, workers from these groups and groups that occupy the lower-paying and lower-skilled jobs have a number of needs: basic skills training; advanced training and certification for workers; English for Speakers of Other Languages (ESOL); inter-personal skills training (conflict management) and training that facilitates upward mobility within the health care sectors. There are a number of promising models and related practices that respond to these kinds of needs. The research team has been able to identify some emerging best practices aimed at strengthening the health care workforce in terms of new and immigrant workers.

It is worth noting that the foreign-born (immigrant) population is young. A snapshot of this population in 2004 by the Center for Labor Market Studies at Northeastern University found that two-thirds of new immigrants were in the prime working-age group (20–44 years old). This means that the immigrant population will have many working years to grow and develop in health care occupations. It will be beneficial to the state to invest in their future. Another report by MassINC (2005) also demonstrates that immigrants were the main source of population growth in the state between 1980 and 2004, and their presence in the labor force nearly doubled from 8.8 percent to 17 percent during the same period. The labor force of the state would have shrunk if not for the inflow of foreign-born workers.

A first-line, but rarely used, strategy for improved retention and promotion rates is improving recruitment strategies that ensure new hires have the technical and interpersonal skills to succeed as well as the job and aptitude to advance. More investment in better recruitment policies pays off by reducing turnover and improving care (Prince, 2006).

Another lesson is that employee education and development cannot be seen as an end in and of itself; it is best incorporated as a larger strategy of organizational development that takes into consideration current staffing resources and future needs. Similarly, workforce development policies should not be viewed as temporary strategies to fund; they must be institutionalized within health organizations and receive continual attention. Program development in this area has to be an ongoing effort that requires a constant commitment to understanding the changing workforce needs of the organization and its employees and how those fit with the programs meant to address the needs (Lemay and Messier, 2005).

Another idea discussed by some observers and health care providers is that there has to be focus on the health care workers' mobility into and upward through the workforce. Workplaces that foster learning environments by making education and advancement a central part of the organizational culture facilitate career and professional mobility for workers. This may also include better training for managers so they have the capacity to mentor staff and support their educational and career goals (Wilson, 2006).

Initiatives marked by some success include education and training programs that help adult working students balance the competing demands of work, school and family. Providing supports such as access to child care or transportation helps workers gain credentials they need to advance their careers (Wilson, 2006). Combining workplace and educational institution strategies is even more effective. For example, there are two CNA-to-LPN (Certified Nursing Assistant to Licensed Practical Nurse) programs in Massachusetts.

Long-term care employers partner with local community colleges to deliver a full sequence of courses from basic math and English skills training in the workplace to customized evening LPN programs. As a result of these programs, the employers have reaped financial benefits; the patients have experienced improved care and staff retention rates have improved (Silverston and Rubin, 2006).

Finally, our research suggests that strategies aimed at strengthening the health care workforce must also reflect collaborative efforts among federal, regional, state and urban sectors to fund and implement appropriate programs. While programmatic initiatives take many forms, some of the most promising ones are large, include multiple sectors and are funded from public and/or private sources. Partnership projects can face certain kinds of limitations such as the degree of commitment from all participants; capacity to dedicate time and resources to developing and maintaining the partnership and the capacity to provide resources associated with communications, documentation and trouble-shooting. However, there are important advantages to partnerships in the areas of outreach and impact and in helping the public understand the importance of a strong and vibrant health care workforce.

Conclusions: Linking the Needs of the Massachusetts Health Care Economy with the Growing Immigrant Population in the State

This Executive Summary focuses on the critical importance of the Massachusetts foreign-born population in its health and health-related economy. Across the nation, the growth in immigration can provide a key resource for the vibrancy and future well-being of health industries and occupations. This possibility is enhanced in Massachusetts due to its strong reliance on the health economy. The general public should be aware of the impact that immigration is having and can have on our state. Hopefully, this realization can be a basis for informing public discourse about how immigration

is significant for the well-being of all residents in Massachusetts. The implementation of two major state policy initiatives (Health Reform and the Governor's Life-Sciences Initiative) stands to gain significantly from the meaningful incorporation of foreign-born workers.

The data and information in this report show that while immigration is increasing as a proportion of workers in various health occupations, the change is not uniform but reflects the very diversity of immigrants in Massachusetts. While some occupations experience relatively little immigration penetration, others experience more. And, in the latter case, the occupations experience immigration differently in terms of the schooling levels and country of origin that are represented in immigrant workers.

This report suggests that health care sectors, and thereby the quality of health, will be impacted by immigration along several dimensions. One is certainly a workforce dimension. As the health care economy grows, it will need new and continuing workers in a range of occupations. Some of these occupations will require advanced training, but others will need short-range and on-the-job training. All of these categories, however, will have some role to play in the delivery of quality health care for all people.

In some places, the concentrations or clusters of health institutions can be a particularly important factor in tapping new immigrant workers for a number of occupations. The leaders of health care institutions must become cognizant of future workforce needs that will be intensified in these kinds of areas. They must work diligently to ensure that strong linkages exist between immigrant communities and mediating institutions and programs that can help prepare this workforce for health care industries. Community health centers and long-term care health facilities share this burden. The leadership of these kinds of institutions must strategize about maintaining a strong pipeline of workers who will also represent resources for responding to the needs of new groups being served.

This report has briefly outlined some of the workforce challenges that must be overcome in order to ensure that the workforce necessary for growth and vibrancy in the state's health care economy is maintained. However, this also places a burden on this sector to ensure that workforce strategies and initiatives represent best practices for linking the supply of immigrants to the demands of our health care industry. Along this line, we think it would be a big mistake not to focus on using such strategies and initiatives to raise the living standards of all workers in the health care industries. This report, therefore, also examined what might be some best practices regarding this dual challenge. The forthcoming and more comprehensive report that will follow this Executive Summary will examine these issues in greater detail.

Appendix A: Note about Methodology

The economic characteristics associated with the foreign-born population in Massachusetts health industries are based on a review of data provided by several organizations. These include the U.S. Census Bureau, Bureau of Labor Statistics (BLS) and HHS' Health Research and Services Administration (HRSA). The Geographic Profile of Employment and Unemployment (GPS) contains information from the CPS for census regions and divisions, states, fifty large metropolitan areas and 17 central cities.

Findings are also based on information and data provided by the Massachusetts Department of Workforce Development. This agency collects and reports comprehensive labor and employment information on a range of topics for the state, metropolitan, Labor Market Areas (LMAs), New England City and Town Areas (NECTAs), Workforce Division Areas, city or town and county levels. The team also utilized the Census 2000 Public Use Microdata Sample, 5% file and the American Community Survey 2005 to show the distribution and changes in the number of foreign-born workers by health care occupations. In addition to the collection and analysis of data reported in the above sources, key informants from across the state were interviewed to determine what are best practices in integrating an immigrant labor force with the Massachusetts health care sector.

Appendix B

Tables 5-7 show estimates of the actual proportion of the foreign-born population in health care occupations. These tables are based on PUMS data, which is a 5% sample, and the 2005 American Community Survey generated by the U.S. Census Bureau. The occupational share are weighted averages in order to account for small sample sizes. For example, based on this data set, we report that the number of ‘Nursing, Psychiatric and Home Health Aides’ was 43,896 in 2000; and of this number, approximately 18,943 workers, or 30.1 percent of all persons in this occupational category, were born outside the United States. Or, of the 8,626 workers categorized as ‘Clinical Laboratory Technologists and Technicians’, 2,489 workers (22.4%) were foreign-born workers. Twenty-nine percent of all people in jobs classified as Miscellaneous Health Technologists and Technicians were foreign-born workers. We have been careful not to over generalize about percentage share in occupational categories with less than ten observations.

Notes

REFERENCES

- Chong, N. (2002). A Model for the Nation's Health Care Industry: Kaiser Permanente's Institute for Culturally Competent Care. The Permanente Journal. Volume 6, No. 3.
- Institute of Medicine (2004). In the nation's compelling interest: Ensuring diversity in the health-care workforce. B. D. Smedley, A. S. Butler, L. R. Bristow (Eds.), Washington, D. C., The National Academy Press.
- Institute of Medicine. (2003). Unequal treatment: Confronting racial & ethnic disparities in health. B. D. Smedley, A. Y. Stith, & A. R. Nelson (Eds.), Washington, D. C., The National Academy Press.
- Lowell, B. L. and Gerova, S.G. (2004). "Immigrants and the Healthcare Workforce." Work and Occupations. Volume 31, No.4.
- Martiniano, R. et al. (2004). Health Care Employment Projections: An Analysis of Bureau of Labor Statistics Occupational Projections, 2002-2012. The Center for Health Workforce Studies.
- Prince, H. 2006, May. Creating Careers, Improving Care: A Win-Win Economic Advancement Strategy for Certified Nursing Assistants in Long-Term Care. Boston, MA: Jobs for the Future.
- Silverston, N. and Rubin, J. 2006, Spring. "An Innovative Approach to Developing Entry-Level Workers," Insights: 33-35.
- Sullivan Commission (2004). Missing Persons: Minorities in the Health Professions. A report of the Sullivan Commission on Diversity in the Workforce. <http://www.aacn.nche.edu/Media/pdf/SullivanReport.pdf>
- Sum, A., Khatiwada, I., Palma, S. & Tobar, P. (October, 2006). Immigration's Impact on the Workforce Research Brief. Boston, MA. Commonwealth Corporation.
- U.S. Department of Health & Human Services (2002). Projected supply, demand, and shortage of registered nurses: 2000-2020. Health Resources and Services Administration, Bureau of Health Professions, National Center for Health Workforce Analysis. Washington, D.C.
- Wilson, R. 2006, May. Invisible No Longer: Advancing the Entry-level Workforce in Health Care. Boston, MA: Jobs for the Future.

FOOTNOTES

- 1 Martiniano, Robert et al. "Health Care Employment Projections: An Analysis of Bureau of Labor Statistics Occupational Projections, 2002-2012." The Center for Health Workforce Studies. March 2004.
- 2 Chong, Nilda. "A Model for the Nation's Health Care Industry: Kaiser Permanente's Institute for Culturally Competent Care. The Permanente Journal. Summer 2002. Volume 6, No. 3.
- 3 Massachusetts Division of Employment and Training. "Massachusetts Employment Projections Through 2008: A Focus on Jobs, the Industries, and the Workforce."
- 4 Massachusetts Division of Employment and Training. "SDA Long-Term Job Outlook Through 2008."
- 5 "Working in the 21st Century," U.S. Department of Labor. June 2001.
- 6 "The Registered Nurse Population: Findings from the National Sample Survey of Registered Nurses," U.S. Department of Health and Human Services Administration. 2001.
- 7 Ibid 3.
- 8 "The Registered Nurse Population: Findings from the National Sample Survey of Registered Nurses," U.S. Department of Health and Human Services Administration. 2001.
- 9 "Occupational Outlook Handbook 2002-2003." U.S. Bureau of Labor Statistics. 2002.

ILC Donors

Access Investigations, Inc.	Catalogue For Philanthropy	Eastern Bank Charitable Foundation
Ace-Lon Corporation	Catherine and Paul Bittenwieser	Edith A. Pistorino Trust
AgaMatrix, Inc.	Foundation	Eldredge & Lumpkin
A. J. Martini, Inc.	Center for Healing Therapies	Ellis Family Fund
Adelaide Breed Bayrd Foundation	Central Parking	at The Boston Foundation
Ahern Insurance	Charles Hotel	Emerge Spa
Aires & Helena Donuts, Inc.	Charles M. Cox Trust	Employment Resources, Inc.
All Sports Promotions	Charter Management Co.	Epstein, Becker & Green PC
American International Group	Chicago Title Insurance Co.	Ernst & Young LLP
Anthony & Wendy Bolland	Christ United Methodist Church	F1 Boston
Charitable Trust	Christmas Tree Shops	The Fairmont Copley Plaza
Arbella Charitable Foundation	Christos and Mary T. Cocaine	Federal Home Loan Bank of Boston
Asgard Group	Charitable Trust	Ferris Baker Watts, Inc.
Aspire Communications, Inc.	Christo's Restaurant	Fidelity Charitable Gift Fund/
AT&T	Chubb Group of Insurance Companies	Fidelity Investments
Atlantic Bank of New York	Citizens Bank	Fidelity Press
Atlantic Charter Insurance, Co.	Citigroup	First American Title Insurance Co.
Atsco Footwear	Citybridge Foundation	First Church in Malden Congregational
Azure/The Brian Group	Coldwell Banker, Beverly, MA	First Data Western Union Foundation
Banc of America Securities NY	Combined Jewish Philanthropies	FleetCenter Neighborhood Charities
Bank of America Foundation	of Greater Boston	Francis Beidler III and Prudence R.
Bayside Resort Hotel	Comcast Cable Communications, Inc.	Beidler Foundation
The Behrakis Foundation	Comcast Foundation	Friends of The ILC
Berman & Sons	Committee to Elect Gary Christenson	Fuller Associates
BlackRock Financial Management	Community Media & Development	G & B Norwood LLC
Blackthorne Antiques & Interiors	Computer Associates	George E. Safiol Foundation
Blackwell Publishing, Inc.	Congregation Beth Israel	Gainesborough Investments
Blanchard's Revere, Inc.	Consumer Electronics Association	Giggles Comedy Club/
Blue Cross Blue Shield	Conway Office Products/Konica	Prince Pizzeria & Bar
of Massachusetts	Cookies by Miss Jackie	GTE Government Systems Corporation
Borders Books	Cornyn Foundation	Gillette Company
BoS (Boston), Inc.	Corporate Express	Global Hyatt Corporation
The Boston Company	Cowan Slavin Foundation	Goldman Sachs
Boston Duck Tours	Cox, Castle & Nicholson LLP	Good Shepherd United Methodist Church
Boston Herald	Cramer Productions	Gourdeau Limited
Boston Private Bank	Credit Suisse/First Boston	Gourmet Caterers, Inc.
& Trust Company	Curves for Women	Gradient Corporation
Boston Red Sox	Cypress Capital Management LLC	Green Company
Boston Steel & Manufacturing Co.	Dan Clasby & Company	Greenough Communications
Bradford College	Darling Consulting	GTE Government Systems Corporation
The Briar Group	DeMarco Produce/Rosebud Farms	HarbourVest Partners
Brigham's, Inc.	DeSoto Foundation	Harlem Globetrotters
Build-A-Bear Workshops	Dexter House	The Hartford
Building No.19 Foundation	Dimtrex Group	Harvard Pilgrim Health Care
Business Copy Associates, Inc.	DTZ FHO Partners LLC	Health Tech Consulting LLC
Buyers Choice	EAM Land Services, Inc.	Healthy Malden, Inc.
Carlson Communications	East Coast Motive Power	Hermes Investment, Inc.
Carlson Hotels Worldwide	Eastern Bank Capital Markets	Hill Partners

ILC Donors

Hinckley, Allen & Snyder LLP	M & P Partners Limited Partnership	North Shore Music Theatre
Honda Village	Mabel Louise Riley Foundation	North Suburban Access Corporation
Howard C. Connor	Malcolm Pirnie, Inc.	Obermeyer Rebmann
Charitable Foundation	Malden Clergy Association	Maxwell & Hippel LLP
Hughes & Associates, Inc.	Malden Hospital	Office Resources
Huntington Theatre Company	Malden Industrial Aid Society	Online Resources
Hyannis Whale Watcher Cruise	Malden Police	Oppenheimer & Co., Inc.
IBM	Malden Rotary Club	Orion Commercial Insurance
Immaculate Conception Parish	Malden YMCA	Services, Inc.
Income Research & Management	Margarett L. Robinson Trust	Palmer Manufacturing Co., Inc.
IncTANK	Marsh, Inc.	PEAR Associates LLC
INEX Capital and Growth Advisors	Martin D. & Jean Shafiroff Foundation	Pegasus Communications
Inland Underwriters	Massachusetts Bay Line, Inc.	Penn, Schoen & Berland Associates, Inc.
Insurance Agency, Inc	Massachusetts Cultural Council	Pergola Construction, Inc.
Insignia ESG	Massachusetts Department of Education	Perico P.C.
Institute for Cooperation of Art	Massachusetts Literacy Foundation	Piantadosi Baking Company
and Research, Inc.	McLean Hospital	Pinnacle Financial Group
IntegraTECH Solutions Corporation	MedTech Risk Management, Inc.	Prince, Lobel, Glovsky & Tye LLP
InterContinental Hotels Group	Medford Bank	Professional Rehabilitation Center, Inc.
1620 Investment Advisors, Inc.	Medford Co-Operative Savings Bank	Pollock & Pollock
Investment Company Institute	Mellon New England	ProLiteracy Worldwide/NBSF
Ipswich Investment Management Co., Inc.	Mellon Private Asset Management/	Radisson Hotel Hyannis
James G. Martin Memorial Trust	Alice P. Chase Trust	RBC Capital Markets
James J. Dowd & Sons	Merrill Corporation	Reit Management & Research LLC
Insurance Co. Agency, Inc.	Merrill Lynch	Research Data, Inc.
Janney Montgomery Scott LLC	Metro North Regional	Richards, Barry, Joyce & Partners LLC
Jillian's Entertainment	Employment Board	Richardson Insurance
John Hancock Financial Services, Inc.	Mintz, Levin, Cohn, Ferris,	Ritz Carlton Hotel
Joseph H. & Florence A.	Glovsky and Popeo PC	R.M. and M.S. Marino Charitable
Roblee Foundation	Morgan Keegan & Company, Inc.	Foundation
Judith Wisnia & Associates	Morgan Stanley	Robert J. Gottlieb Charitable Foundation
The Kantor Family Private	Museum of Science	Robinson Enterprises
Foundation Trust	Museum Institute for Teaching Science	Ropes & Gray LLP
Kappy's Liquors	Mystic Valley Development Commission	RPM
Kase Printing, Inc.	Mystic View Design, Inc.	SalemFive Charitable Foundation
Kernwood Country Club	National Amusements	Sallop Insurance Agency, Inc.
King & I Restaurant	and Multiplex Cinemas	Sarris, Inc.
LandAmerica American Title Company	Nellie Mae Education Foundation	Satisfaction Transportation, Inc.
Lappen Auto Supply Co., Inc.	New England Aquarium	Sharkansky and Company LLP
Lawyers Title Insurance Corporation	New England Coffee Company	Sharon & Jeff Chapple Foundation
Ledy-Gurren Bass & Siff LLP	New England Patriots	Sherin and Lodgen LLP
Lehman Brothers, Inc.	Charitable Foundation	Shields Health Care Group
Levine Family Charitable Gift Fund	New England Produce Center, Inc.	Shreve, Crump & Low
Lexington Insurance Company	Nicholas C. Sarris, Inc.	Sidoti & Company LLC
Loews Cineplex Theatres	Norfolk & Dedham Group	Silver Platters
Loughran and Associates	North Atlantic Medical Services, Inc.	The Silverman Group/Merrill Lynch
Lowell Police Superior Officers	North Shore Black Women's	
Associated Charity Fund	Association, Inc.	
M & M Liquors, Inc.		

ILC Donors

Sir Speedy
Skadden, Arps, Slate,
 Meagher & Flom LLP
Smith Barney, Inc.
Sovereign Bank
Space Planning and Commercial
 Environment, Inc.
Sparks Department Store
SpeakEasy Stage Company
Sports Therapy and Rehabilitation
St. Anne's Guild
St. Gabriel's Passionist Community
St. Peter's Church
Stanhope Garage, Inc.
Staples
State Street Bank
Stella Realty Partners Lynnfield LLC
Stevens and Ciccone Associates PC

Stifel Nicholson & Co.
Stoneham Savings Bank
Streetwear, Inc.
Sullivan & Worcester LLP
Sumitomo Bank, Limited
Target Corporation
Temple Tifereth Israel
Thomas M. Sprague/
 Laurie J. Anderson Fund
Time Warner Cable
Title Associates, Inc.
TJX Foundation
Travelers Resource
Tri-City Community Action
 Program, Inc.
The Trustees of the Reservation
UBS Investment Bank

Valet Park of New England
Verizon
Vitale, Caturano & Company Foundation
Wachovia Capital Markets LLC
Wald & Ingle PC
Wardinski Family Foundation
Wash Depot Holdings, Inc.
Water Country
Water Wizz Water Park
Welch & Forbes
Wellington Management Company LLP
WISNIA
Yankee Fleet
Yankee Whale Watch
Yawkey Foundation
YWCA Malden
Zurich

ILC Donors

Mr. & Mrs. Anthony F. Abell
Ms. Helen J. Rubel & Mr. Neal Allen
Ms. Jacquelyn Anderson
Mr. & Mrs. Arthur Anton
Mr. Melvin R. Aucoin
Dr. Susan Cahill &
 Mr. Frank J. Bailey
Mr. & Mrs. Victor Baltera
Ms. Mary H. Hull &
 Mr. Mark S. Baranski
Ms. Diane Bastianelli
Mr. & Mrs. George D. Behrakis
Ms. Judy Bennett
Mr. & Mrs. Everett W. Benton
Mr. & Mrs. Peter P. Bishop, Jr.
Mr. & Mrs. Timothy A. Bonang
Mr. Jonathan Bordeau
Mr. & Mrs. Ethan Bornstein
Mr. & Mrs. Paul Bornstein
Mr. & Mrs. Stuart Bornstein
Mr. Barry H. Bragen
Mr. Timothy P. Brennan
Mr. Daniel F. Bridges
Mr. Albert R. Broude
Mr. & Mrs. Joseph Broude
Ms. Nancy Broude
Mr. Donald Buckley
Mr. & Mrs. Timothy Burns
Ms. Dale Cabot
Tushara & Krishan Canekeratne
Mr. & Mrs. Leon M. Cangiano, Jr.
Ms. Karen Canzanello
Mr. Matthew Carlson
Mr. Richard G. Carlson
Mr. & Mrs. John Carty
Ms. Denise J. Casper
Mr. James Chung
Ms. Margherita Ciampa-Coyne
Mr. & Mrs. Michael Ciccone
Mr. & Mrs. Frederick J. Cicero
Mr. & Mrs. Tjarda Clagett
Ms. Anne G. Clark
Mr. & Mrs. William M. Clark
Ms. Donna Coolidge-Miller
Mr. & Mrs. Todd Copeland, Jr.
Mr. & Mrs. Ralph Cote
Mr. John Coyne
Mr. & Mrs. Donald Cummings
Dr. & Mrs. Douglas M. Dahl

Mr. & Mrs. George E. Danis
Ms. Jane Willis &
 Mr. Richard A. Davey, Jr.
Ms. Gina Matarazzo &
 Mr. Frank Deltorto
Mr. Gregory G. Demetrakas
Ms. Gayathri Arumugham &
 Mr. Paul Desmond
Mr. Petar Y. Dimotrov
Ms. Susan Schwartz &
 Mr. Patrick Dinardo
Dr. & Mrs. Douglas Doben
Mr. Daniel Doherty
Mr. & Mrs. Patrick F. Donelan
Ms. Kathleen R. Donovan
Mr. Richard Donovan
Ms. Eileen N. Dooher
Mr. & Mrs. Richard Doyle
Ms. Margaret Drees
Mr. Philip G. Drew
Ms. Sheila Driscoll
Mr. & Mrs. Stanley J. Dudrick
Mr. Brian Eddy
Ms. Carmen W. Elio
Mr. & Mrs. Neil M. Eustice, Jr.
Mr. & Mrs. John E. Fallon
Mr. & Mrs. Peter S. Farnum
Ms. Elaine E. Fassett
Liliya Pustilnick &
 Volko Faynshteyn
Mr. Richard Fernandez
Ms. Elizabeth J. Finn-Elder
Mr. Mario Finocchiaro
Mr. & Mrs. Carlos Flores
Mr. & Mrs. Richard W. Fournier
Friends of The ILC
Mr. Thomas J. Furlong, Jr.
Mr. Max Gandman
Dr. & Mrs. Bruce Gans
Mr. & Mrs. Ignacio Garcia
Mr. & Mrs. Richard Garver
Ms. Marianne Geula
Ms. Pamela P. Giannatsis
Ms. Barbara D. Gilmore
Dr. & Mrs. Ronald P. Goldberg
Mrs. Tonya Goldenstein
Mr. & Mrs. Brian P. Goodman
Mr. & Mrs. Louis A. Goodman
Ms. Rashel Gurevich

Mr. Raymond J. Gosselin, Jr.
Mr. Peter Grieve
Ms. Nancy S. Grodberg
Mrs. Gail A. Guittarr
Mr. & Mrs. Michael J. Haley
Mr. Jeff Hansell
Mr. & Mrs. John L. Harrington
Dr. Roger F. Harris
Mr. Bob Hatch
Ms. L. Merrill Hawkins
Mr. & Mrs. Robert Haynes
Mr. & Mrs. Terence J. Heagney
Ms. Julie Heagney
Mr. & Mrs. David J. Hegarty
Mr. & Mrs. Warren Heilbronner
Mr. & Mrs. Paul Hennigan
Dr. & Mrs. Eugene Hill
Mr. & Mrs. John Hindelong
Mr. & Mrs. John R. Hoadley
Dr. Marcia Drew Hohn
Mr. & Mrs. Jonathan L. Hood
Mr. & Mrs. David Horton
Ms. Andra R. Hotchkiss
Mayor Richard C. Howard,
 City of Malden
Mr. & Mrs. Richard F. Hughes
Mr. & Mrs. Frank M. Hundley
Mr. & Mrs. Robert P. Inches
Ms. Candice Irvin
Mr. Reno R. James
Mr. Edgard Jean-Pierre
Ms. E. A. Jobez
Mr. Todd A. Johnston
Ms. Holly G. Jones
Mr. & Mrs. Tripp Jones
Mrs. Susana Jovenich
Ms. Silja Kallenbach
Mr. & Mrs. Jim Kaloyanides
Mr. Michael W. Kaloyanides
Mr. & Mrs. John C. Kane, Jr.
Ms. Esther N. Karinge
Mr. & Mrs. Henry Katz
Mr. Peter K. Kean
Mr. Thomas J. Kent
Mrs. Lynne Kinder
Mr. & Mrs. Mark L. Kleifges
Mr. Gordon Kluzak
Ms. Elza Koin
Mr. & Mrs. Arthur G. Koumantzelis

ILC Donors

Mr. & Mrs. John LaLiberte
Ms. Mary Louise Larkin
Mr. Vern D. Larkin
Mr. Joseph D. Lampert
Mr. & Mrs. Joseph F. Lawless, III
Mr. & Mrs. Jeffrey R. Leach
Mr. Geraldo Pereira Leite
Mr. & Mrs. David M. Lepore
Mr. & Mrs. Michael J. Linskey
Mr. & Mrs. Gary Lippe
Ms. Linda Lobao
Mr. & Mrs. Paul R. Lohnes
Mr. & Mrs. Carlos Lopez
Mr. Fishel Loytsker
Mr. & Mrs. Jeffrey R. Lynch
Mr. & Mrs. Edward E. Mackay
Mr. & Mrs. Bruce J. Mackey
Mr. & Mrs. John A. Mannix
Mr. & Mrs. Joseph J. Marotta
Mr. & Mrs. Gerard M. Martin
Mr. Philip Masotta
Mr. Matthew J. Matule
Mr. & Mrs. Jeffrey Mazzone
Ms. Antonia McCabe
Mr. & Mrs. Thomas P. McDermott
Mr. & Mrs. William McGahan
Mr. Tom McGraw
Ms. Rachael McPherson &
Mr. Patrick McMullan
Mr. & Mrs. Arthur Meehan
Mr. & Mrs. Patrick M. Merlino
Mr. & Mrs. Thomas L. Michelman
Mr. Brian Miller
Ms. Elinore Miller
Mr. & Mrs. Robert Miller
Mr. & Mrs. Adam Milsky
Mr. & Mrs. Lawrence Milstein
Mr. Michael A. Mingolelli, Jr.
Mr. Neal J. Miranda
Ms. Meredith B. Misek
Mr. Kevin P. Mohan
Mr. Louis A. Monti
Mr. & Mrs. William F. Murphy
Mr. & Mrs. John G. Murray
Mr. & Mrs. Charles G. Nahatis
Ms. Cathy Nandhavan
Ms. Alice V. Melnikoff &
Mr. Joseph H. Newburg

Ms. Emily Newick
Ms. Carol Ng
Mr. & Mrs. Owen Nichols
Mr. & Mrs. Andrew Nickas
Ms. Carmen Nistor
Mr. Len Noland
Mr. Alexander A. Notopoulos, Jr.
Ms. Ingrid H. Nowak
Ms. Karen Oakley
Mr. Thomas M. O'Brien
Mrs. Phyllis Patkin
Mr. & Mrs. Robert D. Payne
Ms. Judith M. Perlman
Ms. Marianne Pesce
Ms. Ellie Miller &
Mr. Freddie Phillips
Mr. Nat Phillips
Mr. & Mrs. Nicholas Philopoulos
Mr. & Mrs. Philip S. Place
Ms. Barbara A. Plant
Mr. Peter Pollack
Mr. Ameek A. Ponda
Mr. John C. Popeo
Mrs. Evalore Poras
Mr. & Mrs. Adam D. Portnoy
Mr. & Mrs. Barry M. Portnoy
Mrs. Blanche Portnoy
Ms. Norma M. Portnoy
Mr. & Mrs. Charles Poulas
Mr. Ronald A. Pressman
Mr. & Mrs. Thomas L. Rand
Mr. & Mrs. Philip Redmond
Mr. & Mrs. Vincent J. Rivers
Ms. Susan Rojas
Mr. Leonard Rosenberg
Ms. Joanne M. Seymour &
Mr. Brian Ruh
Mr. Joseph N. Russo
Mr. & Mrs. George E. Safiol
Ms. Linda Sallop
Ms. Yves Salomon-Fernandez
Ms. Lydia M. Sankey
Mr. & Mrs. Nicholas Sarris
Mr. & Mrs. Michael Schaefer
Mr. & Mrs. Jorge A. Schwarz
Ms. Nanda Scott
Mr. Matthew F. Shadrick
Mr. & Mrs. Brian J. Shaffer

Mr. & Mrs. William J. Sheehan
Ms. Joyce E. Silver
Mr. & Mrs. Jason L. Silverman
Ms. Victoria Slingerland
Ms. Kathy G. Smith
Ms. Lucille C. Spadafora
Ms. Zhanna V. Stalbo
Ms. Judith Stapleton
Mr. Lee C. Steele
Mr. John M. Steiner
Mr. Roy L. Stephens
Mr. Gary Sullivan
Mr. & Mrs. Geoffrey Sunshine
Mr. & Mrs. Makoto Suzuki
Mr. & Mrs. Richard Teller
Ms. Brenda Jovenich &
Dr. Joseph Terlato
Ms. Reena I. Thadhani
Ms. Karen R. Thande
Ms. Sakina Paige &
Mr. Jamal Thomas
Mr. & Mrs. Christopher C. Thompson
Ms. Jennifer Thompson
State Senator Richard R. Tisei
Mr. Paul J. Titcher
Ms. Elizabeth A. Tober
Mr. & Mrs. Thomas N. Trkla
Mr. Chris Tsaganis
Ms. Kathleen Tullberg
Ms. Laurie Vance
Mr. Theodore C. Vassilev
Ms. Yeva Veytsman
Dr. Jan T. Vilek
Mr. Hong T. Vuong
Dr. & Mrs. Amnon Wachman
Mr. & Mrs. Robert Wassall
Mr. David C. Weinstein
Mr. & Mrs. James White
Mr. & Mrs. Mark J. White
Ms. Jacqueline Willett
Ms. Beth S. Witte
Mr. Mark R. Young
Ms. Jodie Zalk
Ms. Clotilde Zannetos
Mr. & Mrs. Fred Zeytoonjian
Mrs. Lila Zimmerman
Mr. & Mrs. Stephen Zubricki, Jr.
Mr. & Mrs. Stephen Zubricki, III

ILC Board of Trustees

Arthur G. Koumantzelis

ILC Board Chair
AGK Associates LLC

Diane Portnoy

ILC Co-Founder and Director

Frank J. Bailey

Sherin and Lodgen LLP

Joan Broude

ILC Co-Founder

Leon M. Cangiano, Jr.

Inland Underwriters Insurance Agency, Inc.

Fatima Z. Chibane

Teacher's Aide and Student, ILC

Richard A. Davey, Jr.

Massachusetts Bay Commuter Rail, LLC

Patrick Donelan

Lifetime Board Member

Marcia Drew Hohn, EdD

ILC Director of Public Education

Penny Garver

Sovereign Bank, New England

Roger F. Harris, PhD

Boston Renaissance Charter School

Holly G. Jones

ILC Guidance Counselor
and ESL Program Coordinator

Esther N. Karinge

Medford Public Schools

Joseph L. Lawless

Patriot RC & Development Corp.

Gerard M. Martin

North Atlantic Medical Services, Inc.

Thomas P. McDermott

TPM Associates

Richard M. O'Keefe

Citizens Bank

Barry M. Portnoy

Reit Management & Research LLC

Vincent J. Rivers

Fidelity Investments

Jason Silverman

The Silverman Group/Merrill Lynch

Kathy G. Smith

ILC Director of Development

Reena I. Thadhani

Mintz, Levin, Cohn, Ferris, Glovsky and Popeo P.C.

Sonny X. Vu

AgaMatrix, Inc.



Mystic View Design proudly supports the efforts of The Immigrant Learning Center, Inc.
www.mystic-view.com

