












Top 10 Job Occupations!

Find out more! To view the available jobs in one of our top ten occupations, click on the  for details. Visit us frequently, our top ten list is updated daily.

Job Occupation Title	Jobs
1. Registered Nurses 	2202
2. First-Line Supervisors/Managers of Retail Sales Workers 	1514
3. Computer Systems Analysts 	1387
4. Customer Service Representatives 	1260
5. Computer Software Engineers, Applications 	1022
6. Sales Managers 	800
7. Managers, All Other 	684
8. Medical and Health Services Managers 	638
9. Computer and Information Systems Managers 	634
10. Retail Salespersons 	596

JobQuest Stats as of June 25, 2012

Total Job openings: **37,016**

Current Job Count

54 New Jobs Posted Yesterday

6,088 New Jobs Posted in the Last Week

22,078 New Jobs Posted in the Last 30 Days



Post your résumé for employers to view.

Register

Create a job matching profile to match your skills to job openings.

Register

Locate approved training.

Search

Other Helpful Links ...

- One-Stop Career Centers
Visit a One-Stop Career Center for additional Job Search Assistance.
- Commonwealth Employment Opportunities (CEO)
Search for Massachusetts public sector jobs.
- Massachusetts Career Information, MassCIS
Explore careers, education and training.
- Unemployment Insurance
Learn more about Massachusetts Unemployment Insurance programs and services.
- Employment Trends
Explore hiring trends and wage data

Job Search Results

You Searched For

Job Category & Titles

- Healthcare Practitioner and Technical Occupations
- Registered Nurses

Location

- Searched by Regions:
 - Greater Lowell
 - Lower Merrimack (Lawrence, Haverhill)
 - Metro North (Cambridge, Everett, Woburn)
 - North Shore (Gloucester, Lynn, Salem)

Click the above to remove the criteria from your search

Modify Search

Your search resulted in 470 jobs.

Show 20 results per page

Showing records 1 to 20 of 470

Page 1 of 24 [Previous](#) | [Next](#)

Sort by clicking on Column Headings. Reverse sort order by clicking the same column heading a second time.

Post Date	Job Title	Company	Location	ARRA
06/23/2012	RN Emergency Department	Melrose-Wakefield Hospital	Melrose, MA	
06/23/2012	RN Telemetry	Melrose-Wakefield Hospital	Melrose, MA	
06/23/2012	RN PACU	Melrose-Wakefield Hospital	Melrose, MA	
06/23/2012	Registered Nurse	Lowell General Hospital	Lowell, MA	
06/23/2012	Clinical Practice Leader	Melrose-Wakefield Hospital	Melrose, MA	
06/23/2012	Clinical Associate	Northeast Hospitals	Gloucester, MA	
06/23/2012	Boston Area Operating Room Travel Job -	Soliant Health	Burlington, MA	
06/23/2012	Metro Boston ICU RN Travel Job	Soliant Health	Methuen, MA	
06/23/2012	Suburban Boston ER RN Travel Job	Soliant Health	Methuen, MA	
06/23/2012	PCT / Unit Coordinator	Saints Medical Center	Lowell, MA	
06/23/2012	Boston, MA - OR RN Travel Job - No Call,	Soliant Health	Burlington, MA	
06/23/2012	RN Emergency Department	Lawrence Memorial Hospital	Medford, MA	
06/23/2012	RN On-Call Wkend- Hospice	Amedisys	Haverhill, MA	
06/23/2012	Registered Nurse (Home Health) - Full Ti	Amedisys	Lawrence, MA	
06/23/2012	RN On-Call Evening - Hospice	Amedisys	Haverhill, MA	
06/23/2012	Clinical Associate	Addison Gilbert Hospital	Gloucester, MA	
06/23/2012	Registered Nurse (Home Health) - PRN	Amedisys	Lawrence, MA	

Job Search Results

Your search resulted in 351 jobs.

Show 20 results per page

Showing records 1 to 20 of 351

Page 1 of 18 Previous Next

Sort by clicking on Column Headings. Reverse sort order by clicking the same column heading a second time.

Post Date	Job Title	Company	Location	ARRA
06/23/2012	Retail Sales - Kid's - Liberty Tree Rack	Nordstrom	Danvers, MA	
06/23/2012	Alterations and Tailor Shop Manager - No	Nordstrom	Peabody, MA	
06/23/2012	Retail Sales Counter Manager - Cosmetics	Nordstrom	Peabody, MA	
06/23/2012	Retail Sales - Cosmetics Counter Manager	Nordstrom	Burlington, MA	
06/23/2012	Sales Lead	Coldwater Creek, Inc.	Burlington, MA	
06/23/2012	Retail Sales Leaders	Charming Shoppes, Inc.	BURLINGTON, MA	
06/23/2012	Dept Mgr Installed Sls	Lowe's	Saugus, MA	
06/23/2012	Branch Manager Trainee	The Hertz Corporation	Revere, MA	
06/22/2012	Weekend Team - Part Time	Lowe's	Danvers, MA	
06/22/2012	Installed Sales Coordinator - Part Time	Lowe's	Danvers, MA	
06/22/2012	Sales Specialist Appliances	Lowe's	Lowell, MA	
06/22/2012	Sales Advisor Part-Time	Hennes & Mauritz	Cambridge, MA	
06/22/2012	Installed Sales Coordinator - Part Time	Lowe's	Danvers, MA	
06/22/2012	Assistant Store Manager	Lowe's	Woburn, MA	
06/22/2012	Part Time Associates (2 openings)	Dots	Lowell, MA	
06/22/2012	Assistant Store Managers (2 openings)	Dots	Lowell, MA	
06/21/2012	SEPHORA Product Consultant Job	JCPenney	Peabody, MA	

You Searched For

Job Category & Titles

- Sales and Related Occupations
- First-Line Supervisors/Managers of Retail Sales Workers

Location

Searched by Regions:

- Greater Lowell
- Lower Merrimack (Lawrence, Haverhill)
- Metro North (Cambridge, Everett, Woburn)
- North Shore (Gloucester, Lynn, Salem)

Click the above to remove the criteria from your search

Modify Search

Job Search Results

You Searched For

Job Category & Titles

- Computer and Mathematical Occupations
- Computer Systems Analysts
- Location**
- Searched by Regions:
 - Greater Lowell
 - Lower Merrimack (Lawrence, Haverhill)
 - Metro North (Cambridge, Everett, Woburn)
 - North Shore (Gloucester, Lynn, Salem)

Click the above to remove the criteria from your search

Modify Search

Your search resulted in 257 jobs.

Show 20 results per page

Showing records 1 to 20 of 257

Page 1 of 13 [Previous](#) | [Next](#)

Sort by clicking on Column Headings. Reverse sort order by clicking the same column heading a second time.

<u>Post Date</u>	<u>Job Title</u>	<u>Company</u>	<u>Location</u>	<u>ARRA</u>
06/23/2012	Pharmacometrician - Systems Biologist	Pfizer	Cambridge, MA	
06/23/2012	Data entry Analysts - Immediate Openings	Randstad	Cambridge, MA	
06/23/2012	Software Engineer - Programmer / Data An	Robert Half Technology	North Andover, MA	
06/23/2012	Bioinformaticist	Harvard University	Cambridge, MA	
06/23/2012	Business Intelligence Architect	Brooks Automation, Inc.	Chelmsford, MA	
06/23/2012	Business Systems Analyst	Harvard University	Cambridge, MA	
06/23/2012	Business Systems Analyst, SIS	Harvard University	Cambridge, MA	
06/23/2012	Lead Business Analyst	SoftwareArt Corporation	wakefield, MA	
06/23/2012	Senior Agile Business Analyst	MAXIMA CONSULTING INC	Wakefield, MA	
06/22/2012	Senior Interaction Designer	Red Hat	Westford, MA	
06/22/2012	Sr. JS Specialist/Solution Leader	Sanofi Group	Cambridge, MA	
06/22/2012	Information Technology Specialist (INFOS	USAJOBS	Cambridge, MA	
06/22/2012	Platform Consultant	Red Hat	Westford, MA	
06/22/2012	Data Warehouse / BI Project Manage	Allegis Group	Billerica, MA	
06/22/2012	Utilize your SQL Server, C#.NET, OOP and	CSC	CAMBRIDGE, MA	
06/22/2012	Web Solutions Architect for booming Inte	CyberCoders	Cambridge, MA	
06/22/2012	Software Lead Digital Pathloav - Direct	Lighthouse Placement Services	Burlington, MA	

Job Search Results

Your search resulted in 309 jobs.

Show 20 results per page

Showing records 1 to 20 of 309

Page 1 of 16

Previous

Next

Sort by clicking on Column Headings. Reverse sort order by clicking the same column heading a second time.

Post Date	Job Title	Company	Location	ARRA
06/25/2012	Customer Service Representative	Express Employment Professionals	Woburn, MA	
06/25/2012	Customer Support Representative	Detek Inc.	Woburn, MA	
06/23/2012	Customer Service Reps WANTED !!	Randstad	Andover, MA	
06/23/2012	Customer Service Associate	People's United Bank	Methuen, MA	
06/23/2012	Customer Service Representative, AS400 e	Randstad	Wilmington, MA	
06/23/2012	Call center Rep for a tech firm in Water	Randstad	Cambridge, MA	
06/23/2012	Seeking experienced customer service rep	Randstad	Watertown, MA	
06/23/2012	Talent Representative Search	Kforce	Burlington, MA	
06/23/2012	Marketing Services Associate	Charles River Laboratories	Wilmington, MA	
06/23/2012	Customer Service Associate I	Lowe's	Saugus, MA	
06/23/2012	Customer Service Representative - Middle	Nordstrom	Burlington, MA	
06/23/2012	Sr Client Service Representative	Melrose-Wakefield Hospital	Melrose, MA	
06/22/2012	Contact Representative (OA) Bilingual Sp	USAJOBS	Lawrence, MA	
06/22/2012	Customer Service Associate II	Lowe's	Woburn, MA	
06/22/2012	Guest Service Rep-Boston Marriott	Marriott International	Peabody, MA	
06/22/2012	Delivery Driver	Conlin's Pharmacy	Methuen, MA	
06/22/2012	Customer Service Representative	Conlin's Pharmacy	Methuen, MA	

You Searched For

Job Category & Titles

- Office and Administrative Support Occupations
- Customer Service Representatives

Location

- Searched by Regions:
 - Greater Lowell
 - Lower Merrimack (Lawrence, Haverhill)
 - Metro North (Cambridge, Everett, Woburn)
 - North Shore (Gloucester, Lynn, Salem)

Click the above to remove the criteria from your search

Modify Search

Job Search Results

Your search resulted in 368 jobs.

Showing records 1 to 20 of 368

Sort by clicking on Column Headings. Reverse sort order by clicking the same column heading a second time.

Page 1 of 19 Previous Next

Post Date	Job Title	Company	Location	ARRA
06/24/2012	Software Developer, Java/J2EE	Automated Securities Clearance LLC	Burlington, MA	
06/23/2012	Test Development Engineer	Teradyne	North Reading, MA	
06/23/2012	Software Tools Manager	Teradyne	North Reading, MA	
06/23/2012	Software Development Engineer	Teradyne	North Reading, MA	
06/23/2012	Web Application Developer	Harvard University	Cambridge, MA	
06/23/2012	Automation Engineer	Pfizer	Andover, MA	
06/22/2012	Principal Software Engineer	Red Hat	Westford, MA	
06/22/2012	Manager, Software Engineering	Red Hat	Westford, MA	
06/22/2012	Senior Software Engineer	Red Hat	Westford, MA	
06/22/2012	Supervisor, Software Engineering - Opens	Red Hat	Westford, MA	
06/22/2012	Principal Software Engineer	Red Hat	Westford, MA	
06/22/2012	Senior Software Engineer	Red Hat	Westford, MA	
06/22/2012	Senior Security Engineer - Cloud	Red Hat	Westford, MA	
06/22/2012	Senior Software Engineer	Red Hat	Westford, MA	
06/22/2012	Senior Software Engineer (Virtualization)	Red Hat	Westford, MA	
06/22/2012	Senior Software Engineer	Red Hat	Westford, MA	
06/22/2012	Principal Software Engineer	Red Hat	Westford, MA	

You Searched For

Job Category & Titles

- Computer and Mathematical Occupations
- Computer Software Engineers, Applications

Location

- Searched by Regions:
 - Greater Lowell
 - Lower Merrimack (Lawrence, Haverhill)
 - Metro North (Cambridge, Everett, Woburn)
 - North Shore (Gloucester, Lynn, Salem)

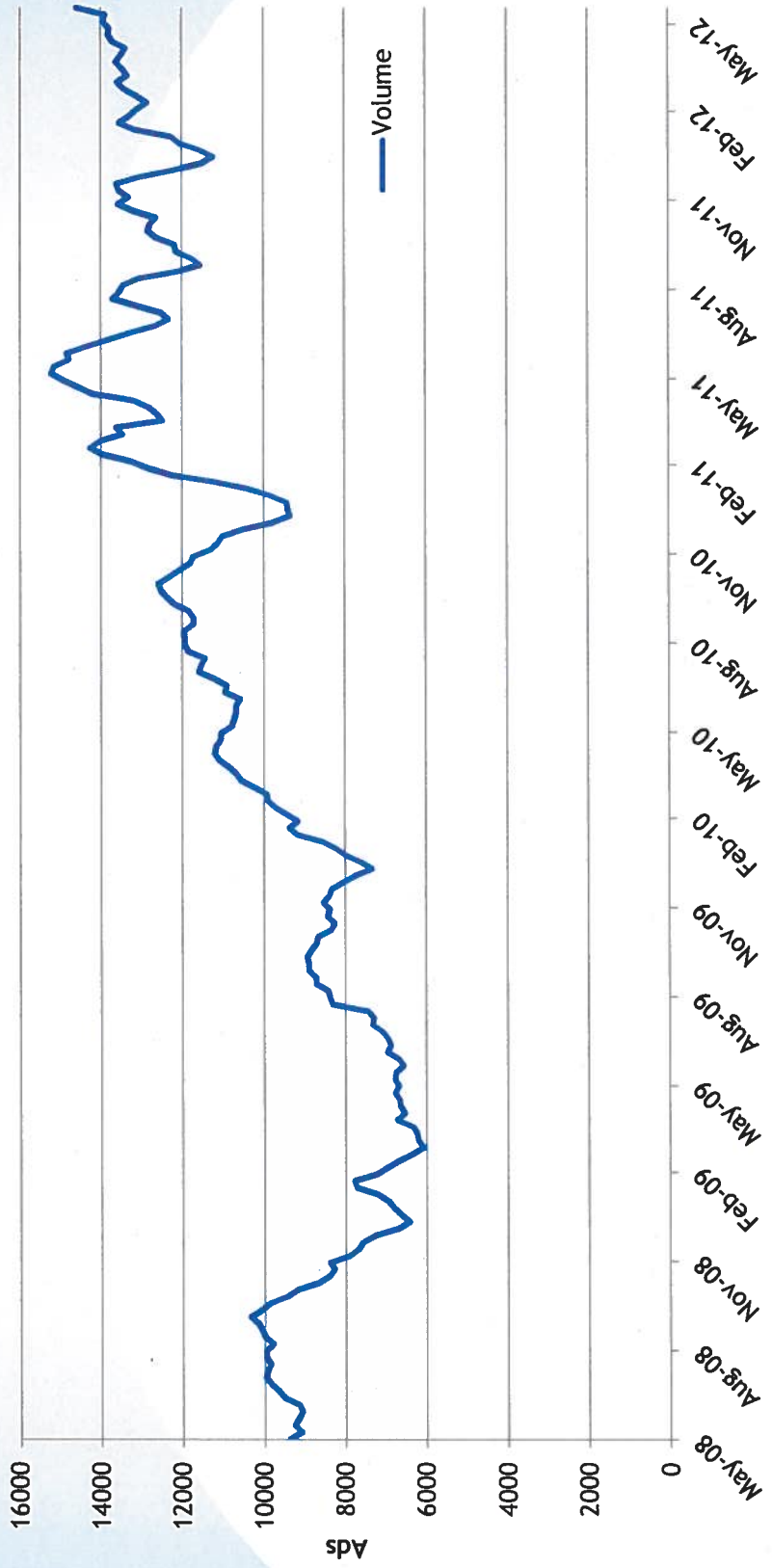
Click the above to remove the criteria from your search

Modify Search

Merrimack Valley Workforce Investment Board

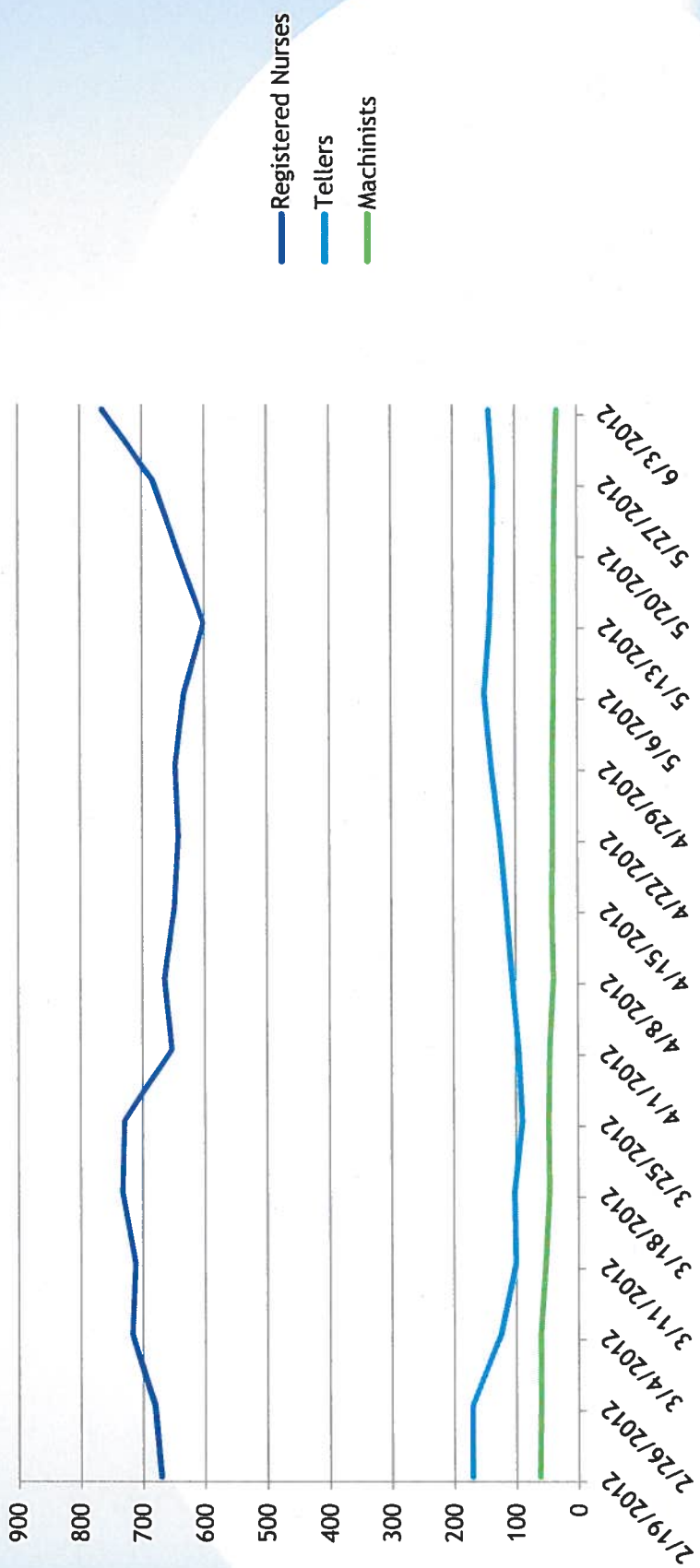
	SEP 2010-SEP 2011 National Job Creation Numbers			4.47M total
Private sector average quarterly job gains by industry, seasonally adjusted				
Total % gain in sector		per quarter		15 months
4.4	Service-providing(1)	405,400		2,027,000
8	Professional & business services	137,400		687,000
4.2	Education & health services	86,000		430,000
3.2	Goods-producing	68,600		343,000
4.2	Leisure & hospitality	52,400		262,000
4	Manufacturing	47,400		237,000
4.8	Wholesale trade	23,600		118,000
1.8	Retail trade	22,800		114,000
5.8	Transportation & warehousing	22,400		112,000
9.8	Natural resources & mining	17,800		89,000
1.4	Other services	7,000		35,000
0	Construction	3,400		17,000
0	Financial activities	2,800		14,000
-2.8	Utilities	-7,600		-38,000

Total Volume - Ads without Duplicates, All Industry



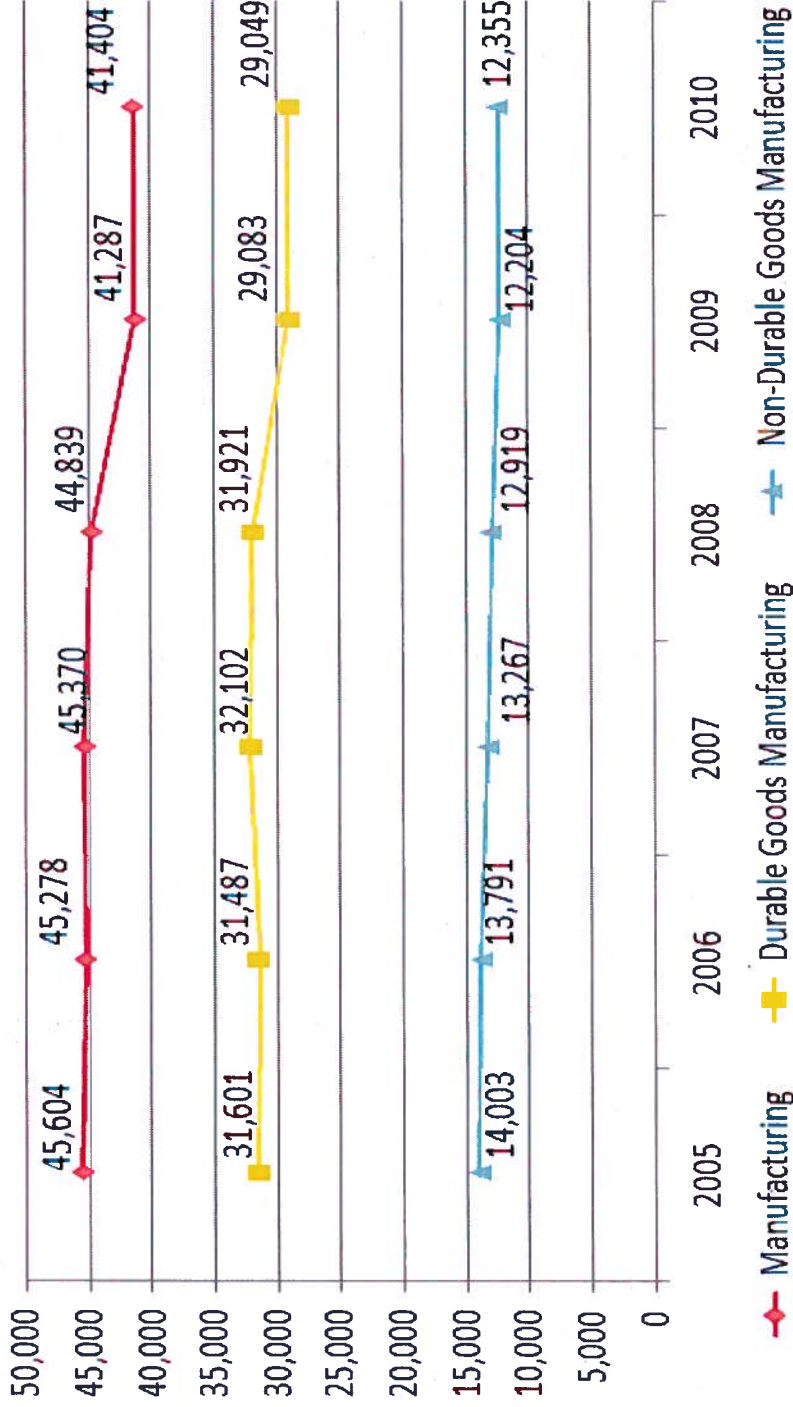
Source: WantedAnalytics.com

Select Occupations Weekly Ads without Duplicates



Source: WantedAnalytics.com

Manufacturing Employment in Essex County, 2005 - 2010



- **Manufacturing employment has decreased 9% between 2005-2010.**
- **However, employment has started to rebound, increasing slightly since 2009.**
- **Essex County employment has increased between 2005-2010 by 0.2% from 293,893 to 294,461**

MA Emphasis

Occupation code	Occupation title (click on the occupation title to view an occupational profile)	Group	Employment	Employment RSE [Relative Standard Error]	Employment per 1000 jobs	Location quotient [plus 1 more than US, <1 less]	Median hourly wage [in middle]	Mean hourly wage [avg]	Annual mean wage [all divided]	Mean wage RSE [Relative standard error of estimate]
29-2953	Psychiatric Technicians		8,200	1.10%	2.597	4.77	\$17.48	\$17.69	\$36,790	2.20%
19-3032	Industrial-Organizational Psychologists		130	3.30%	0.042	4.36	-8	-8	-8	-8
19-1022	Microbiologists		1,870	13.10%	0.592	4.3	\$30.55	\$34.51	\$71,770	5.20%
19-1021	Biochemists and Biophysicists		2,480	13.00%	0.786	4.01	\$42.88	\$44.56	\$92,680	2.70%
19-1042	Medical Scientists, Except Epidemiologists		9,320	6.10%	2.951	3.98	\$40.65	\$46.01	\$95,690	3.80%
17-2031	Biomedical Engineers		1,550	11.90%	0.49	3.79	\$45.15	\$46.52	\$96,760	1.80%
19-4061	Social Science Research Assistants		2,420	13.20%	0.766	3.75	\$23.53	\$27.27	\$56,730	8.20%
31-2012	Occupational Therapy Aides		620	12.40%	0.197	3.56	\$14.49	\$15.80	\$32,860	1.90%
17-3024	Electro-Mechanical Technicians		1,450	8.20%	0.459	3.54	\$24.80	\$25.44	\$52,920	2.00%
19-4021	Biological Technicians		6,180	5.80%	1.958	3.48	\$20.25	\$21.67	\$45,080	2.70%
21-1022	Healthcare Social Workers		9,970	3.90%	3.157	3.02	\$24.86	\$25.53	\$53,100	1.60%
19-1041	Epidemiologists		330	15.00%	0.105	2.93	\$40.10	\$43.42	\$90,310	4.80%
15-1133	Software Developers, Systems Software		27,340	5.30%	8.66	2.87	\$50.19	\$51.24	\$106,590	1.10%
25-1062	Area, Ethnic, and Cultural Studies Teachers, Postsecondary		650	10.40%	0.205	2.84	-4	-4	\$87,950	2.90%

Occupation code	Occupation title (click on G for the occupation title to view an occupational profile)	Employment	Employment RSE [Relative Standard Error]	Employment per 1000 jobs	Location quotient [plus 1 more than US, <1 less]	Median hourly wage [in middle]	Mean hourly wage [avg]	Annual mean wage [all divided]	Mean wage RSE [Relative standard error of estimate]	% of total MA employees
35-3021	Combined Food Preparation and Serving Workers, Including Fast Food	62,090	4.40%	19.666	0.9	\$9.13	\$9.79	\$20,370	0.80%	1.9666
43-9061	Office Clerks, General	59,360	2.00%	18.804	0.85	\$15.51	\$16.25	\$33,800	0.80%	1.8804
35-3031	Waiters and Waitresses	56,620	2.90%	17.935	1.01	\$12.22	\$13.27	\$27,600	1.70%	1.7935
11-1021	General and Operations Managers	49,630	1.50%	15.721	1.12	\$49.64	\$58.62	\$121,930	0.80%	1.5721
43-5081	Stock Clerks and Order Fillers	44,960	2.50%	14.242	1.02	\$11.00	\$12.63	\$26,270	0.70%	1.4242
43-6014	Secretaries and Administrative Assistants, Except Legal, Medical, and Executive	41,800	1.90%	13.24	0.87	\$18.87	\$19.18	\$39,890	0.80%	1.324
43-3031	Bookkeeping, Accounting, and Auditing Clerks	41,020	2.50%	12.992	1.01	\$19.37	\$19.65	\$40,860	0.50%	1.2992
31-1012	Nursing Aides, Orderlies, and Attendants*	40,280	2.30%	12.759	1.12	\$13.69	\$14.16	\$29,450	1.00%	1.2759
43-1011	First-Line Supervisors of Office and Administrative Support Workers	34,790	1.80%	11.02	1.04	\$26.42	\$27.69	\$57,590	0.60%	1.102
25-9041	Teacher Assistants	34,100	2.80%	10.8	1.14	<u>-4</u>	<u>-4</u>	\$28,360	1.50%	1.08
13-2011	Accountants and Auditors	33,370	2.80%	10.569	1.25	\$34.36	\$36.75	\$76,430	1.00%	1.0569

41-4012	<u>Sales Representatives, Wholesale and Manufacturing, Except Technical and Scientific Products</u>	31,480	3.60%	9.972	0.92	\$32.18	\$38.18	\$79,420	2.40%	0.9972
43-6011	<u>Executive Secretaries and Executive Administrative Assistants</u>	30,660	2.20%	9.71	1.31	\$25.66	\$26.07	\$54,220	0.90%	0.971
53-7062	<u>Laborers and Freight, Stock, and Material Movers, Hand</u>	28,820	4.50%	9.128	0.57	\$12.70	\$13.89	\$28,890	1.10%	0.9128
25-2021	<u>Elementary School Teachers, Except Special Education</u>	27,680	2.70%	8.769	0.79	<u>-4</u>	<u>-4</u>	\$63,630	1.80%	0.8769
15-1133	<u>Software Developers, Systems Software</u>	27,340	5.30%	8.66	2.87	\$50.19	\$51.24	\$106,590	1.10%	0.866
41-1011	<u>First-Line Supervisors of Retail Sales Workers</u>	27,220	2.70%	8.623	0.92	\$19.41	\$20.75	\$43,170	1.20%	0.8623
23-0000	<u>Legal Occupations</u>	24,700	2.30%	7.823	1	\$38.82	\$49.09	\$102,110	2.50%	0.7823
35-2014	<u>Cooks, Restaurant Secondary School Teachers, Except</u>	23,910	4.70%	7.573	1.03	\$12.94	\$13.17	\$27,380	1.40%	0.7573
25-2031	<u>Special and Career/Technical Education</u>	23,100	2.90%	7.316	0.93	<u>-4</u>	<u>-4</u>	\$64,180	1.10%	0.7316

m
aj
or

49-9071	<u>Maintenance and Repair Workers, General</u>	21,340	2.70%	6.759	0.71	\$20.57	\$21.28	\$44,260	0.90%	0.6759
53-3032	<u>Heavy and Tractor-Trailer Truck Drivers</u>	21,050	4.20%	6.667	0.57	\$20.98	\$21.75	\$45,240	1.00%	0.6667
15-1150	<u>Computer Support Specialists</u>	21,020	5.00%	6.657	1.35	\$27.56	\$29.27	\$60,880	1.30%	0.6657
13-1111	<u>Management Analysts</u>	20,830	4.40%	6.598	1.57	\$43.14	\$49.73	\$103,440	2.10%	0.6598
43-6013	<u>Medical Secretaries</u>	20,590	3.20%	6.521	1.66	\$17.94	\$18.90	\$39,310	2.70%	0.6521
53-3033	<u>Light Truck or Delivery Services Drivers</u>	20,540	7.40%	6.507	1.08	\$16.54	\$17.62	\$36,650	1.70%	0.6507
33-9032	<u>Security Guards</u>	19,490	7.40%	6.175	0.77	\$13.13	\$13.94	\$29,000	1.60%	0.6175
31-1011	<u>Home Health Aides</u>	19,010	7.20%	6.021	0.84	\$12.83	\$12.86	\$26,750	1.10%	0.6021
37-3011	<u>Landscaping and Groundskeeping Workers</u>	18,880	3.40%	5.979	0.93	\$14.70	\$15.44	\$32,120	1.40%	0.5979
39-9021	<u>Personal Care Aides</u>	18,730	7.30%	5.934	0.93	\$12.03	\$12.58	\$26,160	1.70%	0.5934
43-4171	<u>Receptionists and Information Clerks</u>	18,730	3.80%	5.933	0.78	\$13.67	\$14.13	\$29,390	0.90%	0.5933
413395	<u>Financial Managers</u>	18,490	2.00%	5.858	1.57	\$56.38	\$63.28	\$131,620	1.60%	0.5858
25-2022	<u>Middle School Teachers, Except Special and Career/Technical Education</u>	17,940	3.40%	5.682	1.13	-4	-4	\$62,900	1.10%	0.5682
35-1012	<u>First-Line Supervisors of Food Preparation and Serving Workers</u>	17,660	3.40%	5.592	0.91	\$17.84	\$18.54	\$38,570	1.60%	0.5592
29-2061	<u>Licensed Practical and Licensed Vocational Nurses</u>	17,640	3.90%	5.589	0.98	\$24.46	\$24.39	\$50,740	0.70%	0.5589

43-5071	<u>Shipping, Receiving, and Traffic Clerks</u>	17,510	3.20%	5.548	1.03	\$15.57	\$16.42	\$34,160	0.90%	0.5548
35-2021	<u>Food Preparation Workers</u>	17,040	6.50%	5.397	0.89	\$10.82	\$11.24	\$23,370	1.30%	0.5397
21-1093	<u>Social and Human Service Assistants</u>	16,510	4.70%	5.231	1.86	\$13.65	\$15.86	\$32,980	4.10%	0.5231
35-3011	<u>Bartenders</u>	16,430	4.30%	5.203	1.3	\$11.21	\$12.96	\$26,950	2.20%	0.5203
23-1011	<u>Lawyers</u>	16,250	3.20%	5.149	1.16	\$51.98	\$61.99	\$128,940	2.50%	0.5149
33-3051	<u>Police and Sheriff's Patrol Officers</u>	16,170	2.40%	5.121	1.03	\$26.94	\$26.73	\$55,590	1.00%	0.5121
15-1121	<u>Computer Systems Analysts</u>	15,440	4.50%	4.892	1.29	\$42.15	\$43.20	\$89,870	0.90%	0.4892
41-4011	<u>Sales Representatives, Wholesale and Manufacturing, Technical and Scientific Products</u>	15,080	6.90%	4.778	1.63	\$41.68	\$46.13	\$95,950	1.80%	0.4778
13-1199	<u>Business Operations Specialists, All Other*</u>	14,990	3.60%	4.748	0.63	\$33.18	\$34.81	\$72,410	1.40%	0.4748
47-2061	<u>Construction Laborers</u>	14,980	4.80%	4.746	0.78	\$21.75	\$23.40	\$48,670	1.80%	0.4746
11-1011	<u>Chief Executives</u>	14,720	2.40%	4.662	2.24	<u>\$</u>	\$92.40	\$192,200	1.30%	0.4662
37-2012	<u>Maids and Housekeeping Cleaners</u>	14,640	4.10%	4.636	0.68	\$12.33	\$12.90	\$26,830	1.40%	0.4636
51-2092	<u>Team Assemblers</u>	14,560	5.50%	4.612	0.62	\$13.17	\$14.19	\$29,510	2.30%	0.4612
409743	<u>Computer and Information Systems Managers</u>	14,450	3.50%	4.576	1.95	\$61.83	\$65.55	\$136,340	1.20%	0.4576
25-2011	<u>Preschool Teachers, Except Special Education</u>	14,270	5.60%	4.519	1.66	\$14.70	\$15.97	\$33,220	2.20%	0.4519
31-9092	<u>Medical Assistants</u>	14,240	3.80%	4.512	1.07	\$16.77	\$17.36	\$36,100	1.40%	0.4512

41-3099	<u>Sales Representatives, Services, All Other</u>	14,000	5.70%	4.435	0.95	\$31.96	\$35.89	\$74,660	3.60%	0.4435
49-3023	<u>Automotive Service Technicians and Mechanics</u>	13,970	4.70%	4.425	0.96	\$20.01	\$21.09	\$43,870	1.70%	0.4425
53-7064	<u>Packers and Packagers, Hand</u>	13,660	4.40%	4.326	0.83	\$10.26	\$10.88	\$22,630	1.10%	0.4326
35-9021	<u>Dishwashers</u>	13,390	5.40%	4.242	1.08	\$9.96	\$10.30	\$21,420	0.90%	0.4242
47-2031	<u>Carpenters</u>	13,390	4.90%	4.241	0.94	\$25.20	\$26.91	\$55,970	1.90%	0.4241
13-2051	<u>Financial Analysts</u>	13,320	4.10%	4.219	2.39	\$38.00	\$44.78	\$93,150	3.20%	0.4219
39-9011	<u>Childcare Workers</u>	12,280	6.90%	3.891	0.79	\$11.87	\$12.60	\$26,200	2.30%	0.3891
13-1161	<u>Market Research Analysts and Marketing Specialists*</u>	12,260	3.60%	3.885	1.57	\$31.39	\$34.36	\$71,460	1.80%	0.3885
43-3071	<u>Tellers</u>	11,880	3.90%	3.764	0.89	\$13.49	\$13.82	\$28,750	1.40%	0.3764
13-1078	<u>Human Resources, Training, and Labor Relations Specialists, All Other*</u>	11,750	3.60%	3.721	1.09	\$27.95	\$30.60	\$63,650	1.60%	0.3721
33-2011	<u>Firefighters</u>	11,520	2.70%	3.649	1.54	\$24.18	\$23.67	\$49,240	1.20%	0.3649
47-2111	<u>Electricians</u>	11,420	5.80%	3.616	0.91	\$28.22	\$29.01	\$60,340	1.80%	0.3616
35-3022	<u>Counter Attendants, Cafeteria, Food Concession, and Coffee Shop</u>	11,350	8.20%	3.595	1.04	\$9.19	\$10.01	\$20,820	1.30%	0.3595
53-3022	<u>Bus Drivers, School or Special Client</u>	11,210	7.60%	3.55	0.95	\$15.25	\$15.45	\$32,140	2.60%	0.355
51-1011	<u>First-Line Supervisors of Production and Operating Workers</u>	11,170	2.50%	3.539	0.81	\$29.14	\$30.13	\$62,660	0.90%	0.3539

25-3999	<u>Teachers and Instructors, All Other*</u>	10,760	7.90%	3.407	0.53	-4	\$43,010	5.40%	0.3407
43-3021	<u>Billing and Posting Clerks</u>	10,710	3.60%	3.392	0.9	\$17.86	\$37,150	0.80%	0.3392
44866	<u>Sales Managers</u>	10,270	2.70%	3.253	1.27	\$57.99	\$136,430	1.40%	0.3253
39-5012	<u>Hairdressers, Hairstylists, and Cosmetologists</u>	10,200	5.70%	3.231	1.16	\$12.86	\$29,550	2.80%	0.3231
15-1142	<u>Network and Computer Systems Administrators*</u>	10,020	4.00%	3.173	1.19	\$38.01	\$81,800	1.00%	0.3173
21-1022	<u>Healthcare Social Workers</u>	9,970	3.90%	3.157	3.02	\$24.86	\$53,100	1.60%	0.3157
15-1179	<u>Information Security Analysts, Web Developers, and Computer Network Architects</u>	9,770	5.00%	3.095	1.46	\$42.18	\$90,690	2.00%	0.3095
21-1021	<u>Child, Family, and School Social Workers</u>	9,730	5.80%	3.082	1.43	\$20.93	\$48,000	6.30%	0.3082
2634069	<u>Medical and Health Services Managers</u>	9,690	2.30%	3.07	1.37	\$48.12	\$112,690	1.60%	0.307
19-1042	<u>Medical Scientists, Except Epidemiologists</u>	9,320	6.10%	2.951	3.98	\$40.65	\$95,690	3.80%	0.2951
35-2012	<u>Cooks, Institution and Cafeteria</u>	9,260	7.00%	2.932	0.95	\$14.49	\$30,600	2.00%	0.2932
406090	<u>Administrative Services Managers</u>	9,020	3.50%	2.856	1.47	\$43.13	\$98,820	2.10%	0.2856
49-1011	<u>First-Line Supervisors of Mechanics, Installers, and Repairers</u>	8,870	3.80%	2.808	0.86	\$32.43	\$69,130	1.10%	0.2808